

2019.

1. 2019. („ ”,
 95/18), 1. : „ 1.
 2019. , , ,
 , , ,
 2019. :

.	
	1.292.640.267.000
	1.299.006.884.000
/	-6.366.617.000
()	11.500.000.000
()	5.733.383.000
/	-23.600.000.000
.	
	723.600.000.000
	699.655.484.000
	23.600.000.000
(- o)	344.516.000

	E a a	
		1.292.640.267.000
1.	71	1.092.800.000.000

	E	a	a
1.1.	7111		68.100.000.000
1.2.	7112		117.800.000.000
1.3.	7141		545.200.000.000
-			67.100.000.000
-			478.100.000.000
1.4.	717		301.200.000.000
-			164.200.000.000
-			102.500.000.000
- a			17.500.000.000
-			17.000.000.000
1.5.	715		47.200.000.000
1.6.	7145		13.300.000.000
2.			185.033.066.000
			96.700.000.000
-	741		15.300.000.000
-	742		15.200.000.000
-	742		26.500.000.000
-	743		8.000.000.000
- O	714,745,73		26.200.000.000
-	8		5.500.000.000
			47.900.000.000
-	741		1.600.000.000
-	741, 745		17.700.000.000
-	745		15.200.000.000
-	745		13.400.000.000
			40.433.066.000
-	733		17.828.210.000
-	742		22.604.856.000
3.	731,732		14.807.201.000

(,) ()
:)

	E a a	
		1.316.240.267.000
1.	4	1.116.691.392.000
1.1.	41	296.259.099.000
-	411	229.408.530.000
-	412	44.715.483.000
-	413 417	22.135.086.000
1.2.	42	131.653.415.000
1.3.	44	110.635.128.000
-	441	53.741.007.000
-	442	50.353.690.000
-	443	2.458.800.000
-	444	4.081.631.000
1.4.	45	114.458.246.000
-		15.649.023.000
-		43.711.697.000
-		14.975.949.000
-		13.898.000.000
-		1.432.500.000
-		3.100.000.000
-		21.691.077.000
1.5.	461	250.508.000
1.6.	462	5.137.019.000
1.7.	463	89.696.414.000
-		34.211.959.000
-		33.510.255.000
-		21.974.200.000
1.8.	464	208.884.406.000
-		173.975.962.000

-		1.000.000.000
-		29.414.008.000
-		440.000.000
-		4.054.436.000
1.9.	465	5.543.060.000
1.10.	47	119.992.174.000
-		63.020.795.000
-	-	13.581.500.000
-		31.350.779.000
-		450.000.000
-		2.611.403.000
-		4.160.600.000
-		847.811.000
-	,	1.263.517.000
-		845.312.000
-		1.860.457.000
1.11.	43, 48 49	34.181.923.000
-	499	2.502.000.000
-	43 48	31.679.923.000
2.	5	182.315.492.000
3.	()	61 11.500.000.000
4.	()	62 5.733.383.000

:

.	E a a	
		23.600.000.000
	9	723.600.000.000
	91	693.000.000.000
(9111	380.000.000.000

.	E a a	
-)		
(-)	9121	203.000.000.000
()	9112-9119 9122-9129	110.000.000.000
	92	30.600.000.000
	6	699.655.484.000
	61	642.500.000.000
	611	340.000.000.000
	612	297.000.000.000
	613	5.500.000.000
	62	57.155.484.000
(-)		344.516.000

”

2. : 2. ” 2. ,
() 1. (723.255.484.000
, 110.000.000.000 , ()
380.000.000.000 ,
() 203.000.000.000

30.600.000.000

344.516.000

693.000.000.000

2019.

2019.

1. „

3.

3. :

„ 3.

2019.

61.620.022.800 (EUR 465.000.000 KWD 18.000.000), :

I. E

1.

(„ e „, -
) 11.880.000.000 EUR 100.000.000
: 11.880.000.000 EUR 100.000.000

II.

1.

„ (KfW) „-
 / -
 ()- () 4.752.000.000 EUR 40.000.000
: 4.752.000.000 EUR 40.000.000

III.

1.

„ - „,
 -
 - - -
 - , 11.880.000.000 EUR 100.000.000
: 11.880.000.000 EUR 100.000.000

IV.

1.	„ –	- -			
2.	(III)	- - -	2.376.000.000	EUR	20.000.000
	„ –	e			
3.	Serbia AG, Zug,	South Stream	8.316.000.000	EUR	70.000.000
	„ –	„ –	16.038.000.000	EUR	135.000.000
	:		26.730.000.000	EUR	225.000.000

V.

1.	„ –				
		- II	6.378.022.800	KWD	18.000.000
	:		6.378.022.800	KWD	18.000.000
	:			EUR	465.000.000
			61.620.022.800	KWD	18.000.000

952.473.422.914 2019. (USD 2.326.388.500 EUR 5.905.200.000), :

I.

1.		2.696.622.500	USD	25.000.000
2.				
3.		4.158.000.000	EUR	35.000.000
4.		5.203.440.000	EUR	43.800.000
5.	()	21.572.980.000	USD	200.000.000
6.		5.381.640.000	EUR	45.300.000
7.		5.393.245.000	USD	50.000.000
	(SAIGE)	5.177.515.200	USD	48.000.000
	:	34.840.362.700	USD	323.000.000
		14.743.080.000	EUR	124.100.000

.					
II.					
1.	o		2.613.600.000	EUR	22.000.000
2.					
3.			29.700.000.000	EUR	250.000.000
4.			11.880.000.000	EUR	100.000.000
5.			4.752.000.000	EUR	40.000.000
6.	-	I (-)	11.880.000.000	EUR	100.000.000
7.		-	2.970.000.000	EUR	25.000.000
”			5.940.000.000	EUR	50.000.000
:			69.735.600.000	EUR	587.000.000
III.					
1.	-	I (-)	9.504.000.000	EUR	80.000.000
2.			1.782.000.000	EUR	15.000.000
:			11.286.000.000	EUR	95.000.000
IV.					
1.			6.415.200.000	EUR	54.000.000
2.	e		23.760.000.000	EUR	200.000.000
3.			14.256.000.000	EUR	120.000.000
4.					
5.			4.752.000.000	EUR	40.000.000
6.			2.376.000.000	EUR	20.000.000
:			59.400.000.000	EUR	500.000.000
:			110.959.200.000	EUR	934.000.000
V.					
(KfW)					
1.		- V	3.564.000.000	EUR	30.000.000
2.			2.613.600.000	EUR	22.000.000
3.					
:			2.376.000.000	EUR	20.000.000
:			8.553.600.000	EUR	72.000.000
VI.					
1.	,				
1.1.			31.482.000.000	EUR	265.000.000
2.					
2.1.					
		.21			
	-	,-			
	.19	,-	29.700.000.000	EUR	250.000.000

3.				
3.1.				
		72.468.000.000	EUR	610.000.000
	:	133.650.000.000	EUR	1.125.000.000
VII.				
1.				
		201.960.000.000	EUR	1.700.000.000
	:	201.960.000.000	EUR	1.700.000.000
VIII.				
1.				
		-761,		
)	(
		95.040.000.000	EUR	800.000.000
	:	95.040.000.000	EUR	800.000.000
IX.				
1.	Export - Import			
1.1.				
		5.940.000.000	EUR	50.000.000
2.				
2.1.				
		1.188.000.000	EUR	10.000.000
	:	7.128.000.000	EUR	60.000.000
X.				
1.				
	(:	-	
)			
2.		55.011.099.000	USD	510.000.000
	()		
3.		106.612.426.714	USD	988.388.500
		47.999.880.500	USD	445.000.000
4.				
		28.880.280.000	EUR	243.100.000
5.				
		19.602.000.000	EUR	165.000.000
6.				
		-763,		
		6.471.894.000	USD	60.000.000
	:	216.095.300.214	USD	2.003.388.500
		48.482.280.000	EUR	408.100.000
			USD	2.326.388.500
	:	952.473.422.914	EUR	5.905.200.000

2.808.126.898.305 (23.848.920.331 EUR). 31. 2019.

31. 2019.

I. :

1. -

			EUR	RSD
1.1			22.475.135	2.646.368.527
		17.11.2006.		
		-		
	2019.	.	5.000.000 RSD	
			8,50%	
1.2			6.185.829	728.359.672
		2005.		
		-		
	2019.	.	1.000.000 RSD	
			8,50%	
1.3	-		381.346.845	44.902.256.287
		31.05.2002.		
		-		
	2019.	.	20.000.000 EUR	
			2,00%	
1.4			7.630.934	898.515.713
		31.08.2004.		
		-		
	2019.	.	120.000 EUR	
			2,00%	
1.5			1.640.049	193.110.000
		04.03.2019.		
		27.12.2027.		
	2019.	.	20.158.000 RSD	
			4,00% - 6,25%	
1.6			17.414.500	2.050.496.424
		31.01.2019.		
		27.12.2027.		
	2019.	.	1.039.000 EUR	
			1,00% - 4,00%	
1.7			6.496.119.715	764.895.360.000
		-		
		-		
	2019.	.	177.849.845.000 RSD	
		/		
-			3,50%	
		+		
		(0,25%)		
-			3,75%-4,50%	
-			4,00%-10,00%	
-			4,50%-10,00%	

			EUR	RSD
1.8	-	5,875%-10,00%	2.758.994.000	324.861.887.021
		-		
		-		
	2019.	816.262.000 EUR		
	/			
	-	1,00%		
	-	1,25% - 2,00%		
	-	1,75% - 4,00%		
	-	2,50%		
	-	3,25% - 5,00%		
	-	3,50% - 5,85%		
1.9			39.620.871	4.665.218.880
		28.05.2019.		
		20.09.2019.		
	2019.	61.890.000 USD		
	/			
	-	2,20%		
1.10			4.509.123	530.933.473
	..			
		-		
		-		
	2019.	-		
	-	-		
1.11			1.613.354	189.966.768
	. .840 26.			
	1995.			
		-		
		-		
	2019.	-		
	-	-		
1.12			24.480.861	2.882.535.672
	. .132 23.			
	2000.			
		-		
		-		
	2019.	-		
	-	-		

			EUR	RSD
1.13			0	0
	” – ’ ”			
	” . . ”			
	(
	Unicredit Bank			
	Srbija AD Beograd)			
		31.12.2016.		
		15.06.2019.		
	2019. .	16.800.000 EUR		
		-		
		-	9.762.031.216	1.149.445.008.437
II.	-			
IBRD				
1.1 IBRD			234.465.878	27.607.536.490
		15.03.2005.		
		15.09.2031.		
	2019. .	18.810.742 EUR		
		1, 2 = 6M LIBOR EUR +		
		0,55%, 3=5,81%		
1.2 IBRD			445.557.365	52.462.820.330
		15.06.2005.		
		15.12.2031.		
	2019. .	35.746.203 EUR		
		1, 2= 6M LIBOR EUR +		
		0,55%, 3=5,79%		
1.3 IBRD –			5.589.537	658.148.464
		15.08.2012.		
		15.02.2024.		
	2019. .	1.119.858 EUR		
		6M LIBOR EUR + 0,52%		
1.4 IBRD –			11.862.174	1.396.729.460
		15.05.2013.		
		15.11.2022.		
	2019. .	3.390.037 EUR		
		6M LIBOR EUR + 0,07%		
1.5 IBRD –			3.033.087	357.135.388
		15.08.2012.		
		15.02.2024.		
	2019. .	607.850 EUR		
		6M LIBOR EUR + 0,52%		

			EUR	RSD
1.6	IBRD –		14.572.011	1.715.803.305
		15.08.2012. 15.02.2024. 2.920.067 EUR 6M LIBOR EUR + 0,52%		
1.7	IBRD –	2019. .	3.339.409	393.203.724
		15.08.2012. 15.02.2024. 669.152 EUR 6M LIBOR EUR + 0,52%		
1.8	IBRD –		29.078.680	3.423.912.790
		01.09.2017. 01.03.2029. 2.910.660 EUR 6M LIBOR EUR +		
1.9	IBRD –	X	230.568.174	27.148.595.549
		15.10.2017. 15.04.2029. 23.078.617 EUR 6M LIBOR EUR +		
1.10	IBRD –		61.942.920	7.293.562.030
		01.02.2018. 01.08.2029. 5.904.720 EUR 6M LIBOR EUR +		
1.11	IBRD –		61.330.490	7.221.450.537
		01.03.2018. 01.09.2029. 5.846.340 EUR 6M LIBOR EUR +		
1.12	IBRD –		5.920.120	697.073.419
		15.08.2014. 15.02.2026. 846.892 EUR 6M LIBOR EUR +		
1.13	IBRD –		15.117.135	1.779.989.736
		15.08.2012.		

			EUR	RSD
		15.02.2024.		
	2019.	3.028.653 EUR		
		6M LIBOR EUR + 0,52%		
1.14	IBRD –		73.529.412	8.657.830.882
		15.10.2026.		
		15.04.2031.		
	2019.	0 EUR		
		6M EURIBOR + 1,01%		
1.15	IBRD –		69.704.763	8.207.491.867
		15.04.2019.		
		15.10.2031.		
	2019.	78.383.631 EUR		
		6M EURIBOR +		
1.16	IBRD –		47.456.307	5.587.814.099
		15.06.2018.		
		15.12.2027.		
	2019.	5.585.685 EUR		
		6M EURIBOR + 0,55%		
1.17	IBRD –		216.681.183	25.513.450.955
		01.11.2023.		
		01.05.2044.		
	2019.	0 EUR		
		6M EURIBOR +		
1.18	IBRD –		23.473.987	2.763.979.816
		01.08.2019.		
		01.02.2029.		
	2019.	1.160.436 EUR		
		6M EURIBOR +		
1.19	IBRD –		88.300.000	10.397.015.950
		15.06.2023.		
		15.12.2034.		
	2019.	0 EUR		
		6M EURIBOR +		
1.20	IBRD –		23.937.920	2.818.606.355
		15.05.2019.		
		15.11.2029.		
	2019.	2.034.161 EUR		

			EUR	RSD
1.21	IBRD –			
			6M EURIBOR +	
			01.03.2026.	
			01.09.2040.	
		2019.	0 EUR	
			6M EURIBOR +	
1.22	IBRD –			
			15.04.2021.	
			15.10.2032.	
		2019.	0 EUR	
			6M EURIBOR +	
1.23	IBRD –			
			15.10.2031.	
			15.10.2031.	
		2019.	0 EUR	
			6M EURIBOR +	
1.24	IBRD –			
			01.12.2021.	
			01.06.2031.	
		2019.	0 EUR	
			6M EURIBOR + 0,85%	
1.25	IBRD –			
			15.11.2036.	
			15.11.2036.	
		2019.	0 EUR	
			6M EURIBOR +	
1.26	IBRD -			
			01.06.2027.	
			01.12.2036.	
		2019.	0 EUR	
			6M EURIBOR +	
1.27	IBRD –			
			01.12.2022.	
			01.06.2037.	

			EUR	RSD
	2019.	.	0 EUR 6M EURIBOR +	
1.28	IBRD –		5.467.500	643.778.989
	2019.	.	01.06.2022. 01.12.2037. 0 EUR 6M EURIBOR +	
1.29	IBRD –		2.062.500	242.852.156
	2019.	.	01.08.2023. 01.08.2032. 0 EUR 6M EURIBOR +	
1.30	IBRD –		4.615.250	543.429.534
	2019.	.	15.04.2023. 15.10.2032. 0 EUR 6M EURIBOR +	
1.31	IBRD –		160.600.000	18.910.087.900
	2019.	.	15.05.2027. 15.11.2037. 0 EUR 6M EURIBOR +	
1.32	IBRD –		109.500	12.893.242
	2019.	.	15.05.2027. 15.11.2037. 0 EUR 6M EURIBOR + 0,70%	
1.33	IBRD -		113.250	13.334.791
	2019.	.	15.05.2024. 15.11.2033. 0 EUR 6M EURIBOR + 0,70%	
1	:		2.291.407.458	269.805.208.471
	IDA			
2.1	IDA-3599-YF:		17.106.033	2.014.175.475

			EUR	RSD
		15.05.2012. 15.11.2021. 2019. . 5.550.000 SDR 0,75%		
2.2	IDA-4017-YF:		20.410.117	2.403.219.819
		15.02.2015. 15.08.2024. 2019. . 3.010.000 SDR 0,75%		
2.3	IDA-3643-YF:		25.187.477	2.965.737.294
		15.10.2012. 15.04.2022. 2019. . 6.810.000 SDR 0,75%		
2.4	IDA-3780-YF:		28.947.722	3.408.492.984
		15.08.2013. 15.02.2023. 2019. . 5.870.000 SDR 0,75%		
2.5	IDA-3750-YF:		29.786.072	3.507.205.728
		15.08.2013. 15.02.2023. 2019. . 6.040.000 SDR 0,75%		
2.6	IDA-3636-YF:		2.702.095	318.162.222
		15.10.2012. 15.04.2022. 2019. . 730.572 SDR 0,75%		
2.7	IDA-3651-YF:		1.607.195	189.241.593
		15.10.2012. 15.04.2022. 2019. . 434.539 SDR 0,75%		
2.8	IDA-3693-YF:		3.086.571	363.432.902

			EUR	RSD
		15.08.2012. 15.02.2022. 2019. . 834.524 SDR 0,75%		
2.9	IDA-3723-YF:		3.327.317	391.779.908
		01.05.2013. 01.11.2022. 2019. . 771.096 SDR 0,75%		
2.10	IDA-3753-YF:		877.743	103.351.169
		15.10.2013. 15.04.2023. 2019. . 177.984 SDR 0,75%		
2.11	IDA-3768-YF:		7.245.682	853.153.726
		15.08.2013. 15.02.2023. 2019. . 1.469.275 SDR 0,75%		
2.12	IDA-3908-YF:		11.881.397	1.398.992.961
		15.08.2014. 15.02.2024. 2019. . 1.927.442 SDR 0,75%		
2.13	IDA-3870-YF:		8.688.331	1.023.020.559
		15.08.2014. 15.02.2024. 2019. . 1.409.451 SDR 0,75%		
2.14	IDA-4071-YF:		12.031.215	1.416.633.487
		15.08.2015. 15.02.2025. 2019. . 1.626.455 SDR 0,75%		
2.15	IDA-4105-YF:		11.847.017	1.394.944.783

			EUR	RSD
		15.10.2015. 15.04.2025.		
	2019.	1.601.554 SDR 0,75%		
2.16	IDA-4131-YF:		30.451.820	3.585.595.260
		15.02.2016. 15.08.2025.		
	2019.	3.800.000 SDR 0,75%		
2.17	IDA-3909-YF:		22.601.794	2.661.282.094
		15.08.2014. 15.02.2024.		
	2019.	3.666.541 SDR 0,75%		
2.18	IDA-38701-YF		6.190.056	728.857.405
		15.08.2017. 15.02.2027.		
	2019.	627.608 SDR 0,75%		
2	:		243.975.654	28.727.279.369
	EIB			
3.1	EIB-		22.443.133	2.642.600.386
		05.11.2009. 21.12.2026.		
	2019.	3.285.032 EUR		
3.2	EIB-		14.409.077	1.696.618.419
		07.02.2012. 26.03.2029.		
	2019.	1.661.012 EUR		
3.3	EIB – Apex Global 2		4.802.597	565.488.954
		15.06.2007. 15.12.2021.		
	2019.	2.993.520 EUR /		
3.4	EIB – Apex		25.987.151	3.059.896.116
	3	10.11.2010. 20.09.2022.		

			EUR	RSD
	2019.	.	12.321.771 EUR	
3.5	EIB –			42.755.785
			25.04.2016. 27.04.2037.	5.034.344.093
	2019.	.	2.816.788 EUR /	
3.6	EIB –			100.964.286
			25.04.2016. 25.04.2037.	11.888.191.272
	2019.	.	4.190.476 EUR /	
3.7	EIB –			32.503.221
			18.04.2016. 16.10.2042.	3.827.140.494
	2019.	.	846.428 EUR /	
3.8	EIB – K	/		55.408.232
			06.02.2014. 30.03.2042.	6.524.125.354
	2019.	.	906.707 EUR /	
3.9	EIB – Apex	4		29.303.498
			21.04.2014. 25.06.2024.	3.450.384.374
	2019.	.	24.051.958 EUR /	
3.10	EIB – K	X (80)		264.438.871
			20.10.2018. 24.08.2048.	31.136.751.558
	2019.	.	1.034.707 EUR /	
3.11	EIB – K	X (75)		314.000.000
			02.03.2020. 03.08.2048.	36.972.401.000
	2019.	.	0 EUR	
3.12	EIB –			15.000.000
			15.06.2020. 03.02.2042.	1.766.197.500

		EUR	RSD
	2019. .	0 EUR /	
3.13	EIB – Apex III/		88.762.718 10.451.499.384
		21.11.2016. 26.04.2028.	
	2019. .	12.927.492 EUR /	
3.14	EIB –		26.000.000 3.061.409.000
		25.01.2020. 25.07.2032.	
	2019. .	0 EUR	
3.15	EIB –		23.746.018 2.796.010.566
		25.10.2022. 25.04.2039.	
	2019. .	0 EUR	
3.16	EIB –		11.770.967 1.385.990.121
		17.10.2022. 15.04.2044.	
	2019. .	0 EUR	
3.17	EIB –		112.585.138 13.256.505.982
		28.02.2018. 12.05.2031.	
	2019. .	2.306.250 EUR /	
3.18	EIB –		10.000.000 1.177.465.000
		15.10.2024. 15.04.2039.	
	2019. .	0 EUR	
3	:		1.194.880.692 140.693.019.573
4.1	CEB CEB– II ()– 1593 /2007		4.740.000 558.118.410
		20.11.2015. 20.11.2024.	
	2019. .	790.000 EUR 3,62%	

			EUR	RSD
4.2	CEB –	()	892.766	105.120.089
		2019. .	30.09.2015. 30.09.2024. 148.794 EUR 2,50%	
4.3	CEB–	I:	4.461.600	525.337.784
		2019. .	09.05.2014. 27.01.2027. 945.200 EUR	
4.4	CEB –		1.920.000	226.073.280
		2019. .	10.02.2012. 06.07.2021. 960.000 EUR	
4.5	CEB –	1	20.816.542	2.451.074.979
		2019. .	26.08.2014. 26.08.2026. 3.237.789 EUR /	
4.6	CEB -		14.956.601	1.761.087.421
		2019. .	05.04.2014. 12.04.2028. 1.477.116 EUR	
4.7	CEB –	2	57.717.094	6.795.985.811
		2019. .	26.08.2014. 28.12.2034. 2.254.274 EUR /	
4.8	CEB -		17.549.795	2.066.426.943
		2019. .	10.12.2016. 11.12.2032. 183.538 EUR	
4.9	CEB -		888.889	104.663.556
		2019. .	02.04.2019. 02.04.2027. 111.111 EUR	

			EUR	RSD
4.10	CEB -		3.000.000	353.239.500
		0,73%		
		2019. .		
		08.02.2020. 08.02.2034. 0 EUR 1,11%		
4	:		126.943.287	14.947.127.773
	EBRD			
5.1	EBRD – X		50.607.131	5.958.812.500
		2019. .		
		09.09.2013. 08.03.2024. 9.861.717 EUR 6 EURIBOR + 1,00%		
5.2	EBRD –		24.195.404	2.848.924.122
		2019. .		
		15.12.2016. 15.06.2028. 2.774.881 EUR 6 EURIBOR + 1,00%		
5	:		74.802.535	8.807.736.622
	Export – Import Bank of China			
6.1	Export – Import Bank of China –		12.370.370	1.456.567.717
		2019. .		
		21.07.2010. 21.01.2021. 9.201.080 USD 6M LIBOR USD +1,30%		
6.2	Export – Import Bank of China – X RAY		14.452.840	1.701.771.338
		2019. .		
		21.03.2014. 21.09.2025. 17.075.000 CNY 3,00%		
6.3	Export – Import Bank of China –		136.710.404	16.097.171.554
		2019. .		
		21.01.2016. 21.01.2029. 16.055.556 USD 3,00%		
6.4	Export - Import Bank of China- 763 (-)		260.792.959	30.707.458.134
		2019. .		
		21.07.2019. 21.01.2034. 10.033.333 USD		

		EUR	RSD
6.5	Export – Import Bank of China – / I 2019. .	2,50% 196.638.930	23.153.545.723
		21.07.2017. 21.01.2027. 29.252.003 USD	
		3,00%	
6.6	Export – Import Bank of China – / II 2019. .	115.813.541	13.636.639.085
		21.07.2022. 21.01.2035. 0 USD	
		2,50%	
6.7	Export - Import Bank of China - -763 (-) 2019. .	128.843.729	15.170.898.165
		15.05.2022. 15.11.2036. 0 USD	
		2,50%	
6.8	Export - Import Bank of China - - , - 2019. .	69.294.185	8.159.147.703
		15.11.2022. 15.05.2037. 0 USD	
		2,00%	
6.9	Export - Import Bank of China - 70/ 75, : - () 4, 5 6) 2019. .	29.168.412	3.434.478.472
		15.05.2024. 15.11.2038. 0 CNY	
		2,50%	
6.10	Export - Import Bank of China - -763, - 2019. .	0	0
		15.11.2024. 15.05.2039. 0 USD	
		3,00%	
6	:	964.085.370	113.517.677.891

					EUR	RSD
7.1	O	-	-		252.564.591	29.738.596.630
				21.01.2015. 21.07.2034.		
		2019.	.	18.785.752 USD 1,50%		
7.2	NATIXIS	-	-		10.975.000	1.292.267.838
				30.06.2031. 31.12.2054.		
		2019.	.	0 EUR 0,20%		
7.3	-	-	-		40.031.100	4.713.521.886
				- - -		
		2019.	.	- -		
7.4		-	-		209.742.613	24.696.458.524
		-	-	,		
		-	-			
		-763				
				23.11.2015. 23.11.2027.		
		2019.	.	24.675.601 EUR 4,00%		
7.5	e	-	2		117.639.165	13.851.600.000
				15.03.2015. 15.12.2022.		
		2019.	.	37.500.000 USD 3,50%		
7.6		-	-		487.117.866	57.356.423.758
				30.03.2019. 30.12.2031.		
		2019.	.	2.296.826 USD 4,10%		
7.7	A				896.298.404	105.536.000.000
	()			
				14.02.2024. 14.02.2024.		
		2019.	.	0 USD 2,00%		
7.8					896.420.432	105.550.368.414
				05.10.2021. 05.04.2026.		

			EUR	RSD
	2019.	.	0 AED 2,25%	
7.9		I	01.03.2019. 01.09.2033.	11.843.962
	2019.	.	23.752.000 AED 2,50% +0,50%	1.394.585.015
7.10				0
	2019.	.	10.06.2019. 10.06.2019. 9.800.450 USD	0
7.11	Rondex Finance, Inc		-	0
	Rondex Finance, Inc.			0
	2019.	.	10.06.2019. 10.06.2019. 3.266.817 USD	
7	:			2.922.633.133
8.1	EU 55 –			2.700.000
	2019.	.	27.02.2014. 04.05.2020. 2.700.000 EUR /	317.915.550
8.2	EU 200 –			0
	2019.	.	12.07.2017. 12.07.2019. 33.334.000 EUR 3,382%	0
8.3				1.055.163.833
	2019.	.	22.09.2005. 22.03.2041. 49.058.326 EUR 42.631.812 USD 480.601 GBP 10.197.169 CHF 651.545.877 JPY 5.302.060 DKK 3.346.142 SEK 5.360.717 NOK	124.241.848.206

				EUR	RSD	
8.4	KfW-	-	III	24.03.2009. 09.12.2019. 511.156 EUR	175.702	20.688.331
8.5	KfW-	-	IV	30.12.2015. 30.12.2023. 5.294.000 EUR 2,50%	23.726.314	2.793.690.489
8.6	KfW -	1-	II	30.06.2013. 30.12.2024. 2.117.613 EUR 6,17%	11.640.950	1.370.681.116
8.7	KfW -	2 -	II	30.12.2014. 30.12.2026. 1.400.000 EUR 3,49%	10.498.870	1.236.205.234
8.8	KfW -	,	-	30.12.2014. 30.12.2019. 8.183.091 EUR 3,20%	4.091.546	481.765.162
8.9	KfW -		III	30.06.2016. 30.12.2027. 4.665.333 EUR 2,00%	16.306.630	1.920.048.593
8.10	KfW -			30.12.2017.	0	0

			EUR	RSD
	2019.		30.12.2026. 0 EUR 2,10%	
8.11	KfW -	-		0
	()		0
	2019.		15.05.2022. 15.05.2032. 0 EUR 1,10%	
8.12	KfW -	V		1.400.913
	2019.		30.05.2022. 30.05.2032. 0 EUR 1,10%	164.952.651
8.13	MM -			478.809.816
	2019.		- - -	56.378.179.944
8.14	2021			1.434.077.446
	2019.		27.06.2019. 28.09.2021. 400.000.000 USD 7,25%	168.857.600.000
8.15	2020			717.038.723
	2019.		27.06.2019. 25.02.2020. 700.000.000 USD 4,875%	84.428.800.000
8.16	2029			1.000.000.000
	2019.		26.06.2029. 26.06.2029. 0 EUR 1,50%	117.746.500.000
8				4.755.630.743
		-		559.958.875.276
				12.574.358.872
	(+)	1.480.586.747.040
				22.336.390.088
II.		:		2.630.031.755.477
1.		-		

				EUR	RSD
				EUR	RSD
1.1	Banca Intesa AD			0	0
	Beograd – „ ”				
		08.09.2014.			
		06.06.2019.			
	2019. .	4.500.000 EUR			
		3 EURIBOR + 2,25%			
1.2	Societe Generale Banka			0	0
	Srbija AD Beograd – „ ”				
		08.09.2014.			
		06.06.2019.			
	2019. .	4.000.000 EUR			
		3 EURIBOR + 2,25%			
1.3	Erste Bank . .			0	0
	– „ ”				
		06.09.2014.			
		06.06.2019.			
	2019. .	4.000.000 EUR			
		3 EURIBOR + 2,25%			
1.4	. . – „ ”			0	0
		08.09.2014.			
		06.06.2019.			
	2019. .	2.000.000 EUR			
		3 EURIBOR + 2,25%			
1.5	Addiko bank .d.			0	0
	Beograd – „ ”				
		06.09.2014.			
		06.06.2019.			
	2019. .	3.500.000 EUR			
		3 EURIBOR + 2,25%			
1.6	Unicredit Bank Srbija			0	0
	AD Beograd – „ ”				
		06.06.2014.			
		06.06.2019.			
	2019. .	2.857.143 EUR			
		3 EURIBOR + 2,25%			
1.7	Banca Intesa AD			2.108.937	248.319.997
	Beograd – „ ”				
		29.12.2015.			
		27.12.2019.			
	2019. .	4.705.882 USD			
		3 LIBOR USD + 1,09%			
1.8	Banca Intesa AD			3.163.406	372.480.004
	Beograd – „ ”				
		29.12.2015.			
		27.12.2019.			
	2019. .	7.058.824 USD			

				EUR	RSD
			3	LIBOR USD + 1,09%	
1.9	Banca Intesa AD				2.108.937
	Beograd – „ ”				248.319.997
				29.12.2015.	
				27.12.2019.	
	2019. .			4.705.882 USD	
			3	LIBOR USD + 1,09%	
1.10	oj				2.108.937
	(OTP banka Srbija a.d.				248.319.998
	Novi Sad)– „ ”				
				29.12.2015.	
				29.12.2019.	
	2019. .			4.705.882 USD	
			3	LIBOR USD + 1,09%	
1.11	Societe Generale Banka				18.333.333
	Srbija AD Beograd – „ ”				2.158.685.794
	- - - -				
				24.05.2019.	
				24.02.2022.	
	2019. .			5.000.000 EUR	
			3	EURIBOR + 2,09%	
1.12	oj				2.108.937
	(OTP banka Srbija a.d.				248.319.998
	Novi Sad)– „ ”				
				29.12.2015.	
				29.12.2019.	
	2019. .			4.705.882 USD	
			3	LIBOR USD + 1,09%	
1.13	Societe Generale Banka				4.286.000
	Srbija AD Beograd – „ ”				504.661.499
				17.03.2021.	
				17.12.2024.	
	2019. .			0 EUR	
				3M EURIBOR + 1,44%	
1.14	– „ ”				5.714.000
	. .				672.803.501
				17.03.2021.	

				EUR	RSD
			17.12.2024.		
	2019.	.	0 EUR		
			3M EURIBOR + 1,44%		
1.15				10.000.000	1.177.465.000
	„	„			
			14.03.2021.		
			14.12.2024.		
	2019.	.	0 EUR		
			3M EURIBOR + 1,48%		
1.16				10.000.000	1.177.465.000
	„	„			
	Novi Sad)–	oj (OTP banka Srbija a.d. „			
			14.03.2021.		
			14.12.2024.		
	2019.	.	0 EUR		
			3M EURIBOR + 1,50%		
1.17				4.286.000	504.661.499
	Srbija AD Beograd –	Societe Generale Banka „			
			14.03.2021.		
			14.12.2024.		
	2019.	.	0 EUR		
			3M EURIBOR + 1,37%		
1.18				5.714.000	672.803.501
	„	– „			
			14.03.2021		
			14.12.2024		
	2019.	.	0 EUR		

				EUR	RSD
1.19	..	-	„oj”	30.000.000	3.532.395.000
				3M EURIBOR + 1,37%	
				17.03.2021.	
				17.12.2024.	
		2019.	.	0 EUR	
1.20	Beograd –		Banca Intesa AD	11.551.401	1.360.137.076
			„”		
				17.03.2021.	
				17.12.2023.	
		2019.	.	0 EUR	
				1,45%	
1.21	..	-	„”	30.000.000	3.532.395.000
				10.08.2021.	
				10.05.2025.	
		2019.	.	0 EUR	
				3M EURIBOR + 1,38%	
1.22	Srbija AD Beograd –		Societe Generale Banka	30.000.000	3.532.395.000
			„”		
				13.08.2021.	
				13.05.2025.	
		2019.	.	0 EUR	
				3M EURIBOR + 1,42%	

					EUR	RSD
1.23	..	- „	oj „		9.999.979	1.177.462.527
				South		
				Stream Serbia AG, Zug,		
					13.08.2021.	
					13.05.2025.	
		2019.	.		0 EUR	
					3M EURIBOR + 1,75%	
1.24				Unicredit Bank Srbija	0	0
				AD Beograd – „		
				” . . –		
					20.04.2014.	
					20.03.2019.	
		2019.	.		1.500.000 EUR	
					3 EURIBOR + 2,25%	
1.25	..	- „	” . . –		1.000.000	117.746.500
					01.04.2015.	
					01.01.2020.	
		2019.	.		2.000.000 EUR	
					3 EURIBOR + 2,25%	
1.26	..	- „	” . . –		250.000	29.436.625
					01.04.2015.	
					01.01.2020.	
		2019.	.		500.000 EUR	
					3 EURIBOR + 2,25%	
1.27				Banca Intesa AD	925.926	109.024.542
				Beograd–Air SERBIA a.d. Beograd –		
					20.07.2015.	
					20.12.2019.	
		2019.	.		2.222.222 EUR	
					3 EURIBOR + 2,25%	
1.28				Unicredit Bank Srbija	3.200.000	376.788.800
				AD Beograd – „		
				” . . . –		
		2			20.05.2015.	

				EUR	RSD
				20.02.2023.	
	2019.	.		600.000 EUR	
				1 EURIBOR + 3,35%	
				186.859.793	22.002.086.858
II					
				EUR	RSD
1.1	EBRD	–		407.112	47.936.055
				17.06.2008.	
	2019.	.		17.12.2019.	
				814.225 EUR	
1.2	EBRD	–	„ –	6M EURIBOR + 1,00%	3.626.105
			–		426.961.171
				17.07.2009.	
	2019.	.		17.01.2020.	
				7.252.210 EUR	
1.3	EBRD	–	„ –	6M EURIBOR + 1,00%	29.831.651
					3.512.572.509
				17.01.2012.	
	2019.	.		17.07.2023.	
				7.449.972 EUR	
1.4	EBRD	–	„ –	6M EURIBOR + 1,00%	11.125.110
					1.309.942.816
				24.08.2010.	
	2019.	.		24.02.2021.	
				5.562.555 EUR	
1.5	EBRD	–	„ –	6M EURIBOR + 1,00%	53.623.348
			–		6.313.961.561
				09.09.2013.	
	2019.	.		08.03.2024.	
				10.724.670 EUR	
1.6	EBRD	–	„ –	6M EURIBOR + 1,00%	2.093.905
					246.550.027
				02.09.2013.	
	2019.	.		02.03.2022.	
				697.968 EUR	
				6M EURIBOR + 1,00%	

				EUR	RSD
1.7	EBRD –	„	” –	15.789.474	1.859.155.252
		,			
				30.04.2013.	
				30.04.2022.	
		2019.	.	5.263.158 EUR	
				6M EURIBOR + 1,00%	
1.8	EBRD –	„	” –	8.003.788	942.417.974
				30.04.2015.	
				31.10.2023.	
		2019.	.	1.716.649 EUR	
				6M EURIBOR + 1,00%	
1.9	EBRD –	„	” –	20.576.769	2.422.842.579
			X,		
			*	10.11.2017.	
				12.05.2025.	
		2019.	.	3.447.269 EUR	
				6M EURIBOR + 1,00%	
1.10	EBRD –	„	” –	34.839.445	4.102.222.681
			*	12.11.2018.	
				12.05.2025.	
		2019.	.	5.766.331 EUR	
				6M EURIBOR + 1,00%	
1.11	EBRD –	„	” –	36.256.259	4.269.047.593
				02.02.2015.	
				31.01.2023.	
		2019.	.	10.358.931 EUR	
				6M EURIBOR + 1,00%	
1.12	EBRD –	„	” –	30.763.618	3.622.308.385
			X		
			*	10.08.2017.	
				10.08.2026.	
		2019.	.	3.455.117 EUR	
				6M EURIBOR + 1,00%	
1.13	EBRD –	„	” –	3.303.168	388.936.489
			*	10.08.2018.	
				10.08.2026.	

				EUR	RSD
	2019.	.			
			365.969 EUR		
			6M EURIBOR + 1,00%		
1.14	EBRD –	-		5.268.288	620.322.479
			27.01.2016.		
			27.07.2024.		
	2019.	.			
			973.495 EUR		
			6M EURIBOR + 1,00%		
1.15	EBRD –	„		11.151.910	1.313.098.423
	”-				
			05.12.2016.		
			05.06.2024.		
	2019.	.			
			2.230.382 EUR		
			6M EURIBOR + 1,00%		
1.16	EBRD –	„		162.962.963	19.188.318.517
	”-				
			15.06.2017.		
			15.06.2030.		
	2019.	.			
			14.814.815 EUR		
			6M EURIBOR + 1,00%		
1.17	EBRD –	„		300.000	35.323.950
	”-	”-			
			15.05.2021.		
			15.11.2032.		
	2019.	.			
			0 EUR		
			6M EURIBOR + 1,00%		
1.18	EBRD –	„		0	0
	”-	”-			
			15.05.2022.		
			15.11.2033.		
	2019.	.			
			0 EUR		
			6M EURIBOR + 1,00%		
1				429.922.913	50.621.918.461
	EIB				
2.1	EIB –	„		18.497.849	2.178.057.031
	”-	”-			
			13.12.2007.		
			15.07.2025.		
	2019.	.			
			4.627.957 EUR		
2.2	EIB –	„		39.413.333	4.640.782.045
	”-	”-			
			15.02.2009.		
			17.08.2026.		

				EUR	RSD
		2019.	.	6.333.333 EUR	
2.3	EIB – „		” –		13.355.665 1.572.582.758
				10.11.2011. 10.11.2028.	
		2019.	.	1.684.807 EUR	
2.4	EIB –		–		54.280.735 6.391.366.582
				10.08.2010. 10.09.2032.	
		2019.	.	5.767.587 EUR	
2.5	EIB – „		” –		7.691.398 905.635.176
				05.07.2007. 15.08.2023.	
		2019.	.	2.445.161 EUR	
2.6	EIB – „		” –		4.421.169 520.577.223
				05.12.2007. 20.08.2019.	
		2019.	.	4.836.694 EUR	
2.7	EIB – „		”		10.293.333 1.212.003.929
	–			25.11.2010. 09.12.2027.	
		2019.	.	1.466.667 EUR	
2.8	EIB – „		” –		98.891.111 11.644.082.211
				15.08.2011. 15.02.2038.	
		2019.	.	5.875.556 EUR	
2.9	EIB –		–		13.621.201 1.603.848.715
				21.08.2017. 22.08.2033.	
		2019.	.	944.400 EUR	
2.10	EIB –		• • •		4.427.458 521.317.667
				21.12.2010. 04.07.2022.	
		2019.	.	3.651.481 EUR	

				EUR	RSD
2.11	EIB – „	” – a II	2019. .	62.163.589 18.06.2014. 06.07.2037. 3.400.000 EUR /	7.319.545.022
2.12	EIB – „	” –	2019. .	25.466.667 17.08.2015. 17.02.2031. 2.200.000 EUR	2.998.610.867
2.13	EIB – „	” – 2	2019. .	26.500.000 16.02.2015. 16.02.2033. 2.200.000 EUR	3.120.282.250
2.14	EIB – „	” –	2019. .	52.250.000 16.08.2017. 16.02.2043. 1.050.000 EUR	6.152.254.625
2.15	EIB – „FIAT . . . –	” 1	2019. .	5.416.667 31.12.2013. 31.12.2019. 17.916.667 EUR 6 EURIBOR +	637.793.543
2.16	EIB – „FIAT . . . –	” 2	2019. .	12.500.000 31.12.2013. 30.06.2021. 6.250.000 EUR 6 EURIBOR + 0,50%	1.471.831.250
2.17	EIB – „	”:	2019. .	20.197.614 15.04.2016. 17.04.2034. 1.211.131 EUR	2.378.198.370
2.18	EIB – „	” –	2019. .	39.888.889 16.02.2019. 16.02.2043. 555.556 EUR	4.696.777.056

			EUR	RSD
2.19	EIB –	–	59.265.093	6.978.257.275
		2019. .	15.10.2015. 15.04.2037. 3.414.634 EUR /	
2.20	EIB –	–	81.812.718	9.633.161.168
		2019. .	18.04.2017. 15.04.2042. 3.564.613 EUR	
2			650.354.489	76.576.964.763
KfW				
3.1	KfW 3–	„	3.000.000	353.239.500
	”_	2019. .	30.12.2010. 30.06.2020. 3.000.000 EUR 0,75%	
3.2	KfW 4–	„	2.327.363	274.038.847
	”_	2019. .	30.06.2013. 30.12.2019. 4.428.379 EUR KfW + 1,75%	
3.3	KfW 5–	„	49.634.092	5.844.240.637
	”_	2019. .	30.12.2018. 30.06.2025. 10.000.000 EUR KfW - 0,50%	
3.4	KfW 6–	„	49.615.069	5.842.000.751
	”_	2019. .	30.12.2018. 30.12.2024. 10.000.004 EUR KfW + 1,15%	
3.5	KfW 7–	„	146.748	17.279.082
	”_		30.06.2022. 30.12.2028.	

A

				EUR	RSD
		2019.	.	0 EUR 0,80%	
3.6	KfW - „		” -		0
				30.06.2020. 30.06.2029.	
		2019.	.	0 EUR 0,80%	
3.7.	KfW – „		”		0
	-			30.12.2021. 30.12.2032.	
		2019.	.	0 EUR 0,85%	
3					104.723.272
					12.330.798.817
4.1	„ 2771 – A „				38.878.852
				11.08.2020. 07.10.2022.	
		2019.	.	0 CHF	
4					38.878.852
					4.577.848.800
5.1	- „		” -		5.443.599
				15.12.2005. 15.06.2024.	
		2019.	.	3.135.195 USD 0,75%	
5.2	IDA-4090-YF-J „		” -		8.727.848
				15.09.2015. 15.03.2025.	
		2019.	.	1.179.885 SDR 0,75 %	
5.3	IDA-4090-YF – „		” -		1.092.172
				15.09.2015. 15.03.2025.	
		2019.	.	147.647 SDR	

		EUR	RSD
		0,75%	
5.4	” ”_	13.152.300	1.548.637.345
		-	
		-	
	2019. .	-	
		-	
5.5	JICA – ”_ ”	47.502.542	5.593.258.045
	” ”		
		20.11.2016.	
		20.11.2026.	
	2019. .	111.790.000 JPY	
		0,60% 0,01%	
5.6	”_ - A ”	25.872.463	3.046.391.965
		01.02.2018.	
		01.08.2031.	
	2019. .	714.000 KWD	
		3,00 % + 0,50%	
5		101.790.924	11.985.525.129
-		1.325.670.450	156.093.055.970
(+)		1.512.530.243	178.095.142.828
(+)		9.948.891.009	1.171.447.095.295
+) (13.900.029.322	1.636.679.803.010
		23.848.920.331	2.808.126.898.305
*	”.		

4. : 4.
 ” 4.
 2019.
 :

			/	
2008	2008 -		30.828.000	
2008			30.828.000	
2010	2010 -		199.954.000	
	(2010)			
2010			199.954.000	
2013	2013 -		3.644.000	4.552.000
	2013 -		19.002.000	49.372.000
	2013 -		49.362.000	73.575.000
	2013 -		2.827.000	9.180.000
			19.418.000	91.885.000
	2013 -		8.355.000	46.317.000
			20.576.000	67.339.000
	2013 -		2.069.000	13.097.000
	2013 -		83.465.000	227.423.000
		2.773.000	9.074.000	

			/	
	2013 -		279.816.000	307.051.000
	2013 -		15.506.000	50.743.000
			720.000	4.560.000
			3.818.000	24.477.000
	2013 -		7.483.000	14.336.000
		,	15.498.000	35.970.000
	2013 -	,	1.391.000	4.554.000
	2014 - 2020		66.942.000	241.231.000
			688.000	2.250.000
			1.353.000	4.427.000
			559.000	4.565.000
			15.825.000	51.791.000
			2.477.000	14.236.000
			844.000	2.758.000
		2013 -		18.776.000
	2013 -	,	64.381.000	146.216.000
		,	38.750.000	126.814.000

			/	
	2013 - 2	,	29.665.000	97.083.000
	2013 - 2		18.224.000	65.498.000
	2013 -	,	5.860.000	25.479.000
	2013 - 2014 - 2020 -		5.893.000	68.587.000
2013			805.960.000	1.979.736.000
2014	2014 -		35.879.000	43.982.000
			1.881.000	75.228.000
			38.587.000	34.947.000
	2014 -		678.000	20.900.000
	2014 -		8.580.000	28.080.000
		,	595.000	59.125.000
	2014 -	,	8.184.000	26.784.000
		,	21.007.000	222.659.000

			/	
			15.220.000	
		,	573.000	
	2014 -		1.429.000	57.137.000
		,	2.260.000	90.400.000
	2014 -		7.920.000	25.920.000
	2014 -		13.293.000	
			26.705.000	
	2014 -		103.000.000	
	COSME -			
	2014 -	,	781.000	31.386.000
	-		95.000	3.840.000
	2014 -		1.104.000	94.512.000
	2014 - 2020			
	2014 -		180.000	18.000.000
	2014 - 2020			
	2014		1.661.000	166.031.000
	-			

			/	
	2014 -		216.000	8.640.000
		,	960.000	38.400.000
			993.000	39.712.000
2014			291.781.000	1.085.683.000
	-	-	21.000.000	22.780.000
	-	-	30.590.000	29.862.000
	-	-	15.320.000	13.120.000
	-	-	16.780.000	13.220.000
	-	-		205.000
	2007-2013			
		-	15.640.000	9.170.000
	-		3.720.000	4.265.000
		-	5.759.000	
			5.210.000	4.200.000

			/	
	2014-2020		1.000.000	
		,	5.790.000	
		,	6.400.000	
				813.000
				2.096.000
			968.000	
	-	-	1.210.000	35.026.000
	2014-2020			
	-	-	830.000	8.670.000
	2016-2020			
	-	-	12.561.000	8.550.000
	-			
	-		57.647.000	135.063.000

			/	
	„Intereg” IPA - CBC -		62.903.000	18.480.000
	2011 - - , XBIT - ,	,	1.545.000	314.000
			264.873.000	305.834.000
			7.001.000	
			780.000	31.200.000
		,	26.000.000	
			58.682.000	4.255.000
		,	1.766.686.000	
			12.000.000	11.000.000
			15.750.000	15.000.000
			1.886.899.000	61.455.000
2015	2015	,	33.380.000	393.279.000
2015			33.380.000	393.279.000
2016	2016 -		21.000.000	105.691.000

			/	
	2016 -		946.000	37.824.000
			1.487.000	35.460.000
				115.881.000
2016			23.433.000	294.856.000
2018	2018 -		20.700.000	52.169.000
2018			20.700.000	52.169.000
			3.557.808.000	4.173.012.000

”

5. : „ 5.

Раздео	Глава	Назив организације	Програм	Пројекат	Назив пројекта	2019	2020	2021
3	3.24	КАНЦЕЛАРИЈА ЗА ИНФОРМАЦИОНЕ ТЕХНОЛОГИЈЕ И ЕЛЕКТРОНСКУ УПРАВУ	0614	5001	Одржавање софтверских лиценци	1.397.800.000	1.400.000.000	1.400.000.000
				5002	Успостављање ЦЕРТ-а	25.001.000	80.000.000	0
				5003	Имплементација електронских регистара органа и организација јавне управе и људских ресурса у систему јавне управе	255.800.000	300.990.000	79.000.000
				5004	Успостављање Дата центра за регистре, „Backup“ центар и „Disaster Recovery“	194.600.000	197.171.000	269.341.000
				5005	Имплементација „Oracle“ технологије	718.343.000	720.100.000	0
				5006	Изградња Дата центра у Крагујевцу	1.200.000.000	2.400.000.000	0
				5008	Специјализована платформа за сигурну размену званичних електронских докумената између органа државне управе	1.000	720.000.000	0
				5009	Интегрални „CRM“, „TICKETING“ и мултиканални комуникациони систем	1.000	420.000.000	0
				5010	Софтверско решење за обраду и чување електронских фактура	1.000	420.000.000	0
				УКУПНО ВЛАДА				
15		МИНИСТАРСТВО УНУТРАШЊИХ ПОСЛОВА	1407	5002	Подизање капацитета Сектора за ванредне ситуације у циљу адекватног реаговања у ванредним ситуацијама	200.000.000	500.000.000	0
				5003	Изградња и адаптација објеката Сектора за ванредне ситуације	450.000.000	400.000.000	0

Раздео	Глава	Назив организације	Програм	Пројекат	Назив пројекта	2019	2020	2021
				5004	Подизање капацитета Сектора за ванредне ситуације у циљу адекватног реаговања у ванредним ситуацијама у периоду 2019-2021	201.763.000	852.000.000	818.000.000
			1408	5002	Подизање логистичког специјално - техничког капацитета организационих јединица Министарства унутрашњих послова	375.000.000	350.000.000	0
				5003	Подизање телекомуникационих капацитета Министарства унутрашњих послова	275.000.000	200.000.000	0
				5004	Надоградња информатичког система Министарства унутрашњих послова	150.000.000	150.000.000	0
				5005	Изградња полицијских станица и комплекса централног депоа за потребе Министарства унутрашњих послова	60.000.000	70.000.000	0
				5006	Обнављање опреме-машина за персонализацију и паковање ИД докумената	50.000.000	110.000.000	45.000.000
				5007	Успостављање система обједињених комуникација	1.000	50.000.000	100.000.000
				5008	Повећање информатичких капацитета за обављање пословних процеса у Министарству унутрашњих послова	80.000.000	100.000.000	120.000.000
				5009	Унапређење ИКТ капацитета за потребе оперативног рада Дирекције полиције	50.000.000	320.000.000	350.000.000
			1409	5001	Видео надзор у саобраћају - Фаза II	2.488.000.000	1.617.200.000	0
				5004	Јачање материјално техничких капацитета неопходних за рад саобраћајне полиције	175.000.000	0	0
				5005	Осавремењавање возног парка МУП-а	850.000.000	0	0
				5007	Јачање оперативно - техничких капацитета криминалистичке полиције	250.000.000	200.000.000	0
				5008	Реконструкција базе специјалне и посебних јединица Министарства унутрашњих послова, наставних центара и објеката подручних полицијских управа	350.000.000	300.000.000	0
				5009	Занављање и модернизација флоте Хеликоптерске јединице	2.650.000.000	4.000.000.000	3.400.000.000
				5010	Изградња и реконструкција објеката Дирекције полиције и наставних центара	300.000.000	450.000.000	750.000.000
				5011	Обезбеђивање техничке и оперативне инфраструктуре у циљу проширења капацитета неопходних за рад организационих јединица Дирекције полиције	1.000	50.000.000	100.000.000
				5012	Ремонт и модернизација возила за посебне намене	50.000.000	50.000.000	50.000.000
				5013	Јачање оперативних капацитета Министарства унутрашњих послова	50.000.000	150.000.000	200.000.000
			МИНИСТАРСТВО УНУТРАШЊИХ ПОСЛОВА			9.054.765.000	9.919.200.000	5.933.000.000
	15.1	БУЏЕТСКИ ФОНД ЗА ВАНРЕДНЕ СИТУАЦИЈЕ	1407	5001	Заштита и спасавање грађана, добара, имовине и животне средине Републике Србије од последица ванредних ситуација	500.000.000	0	0
			УКУПНО МИНИСТАРСТВО УНУТРАШЊИХ ПОСЛОВА			9.554.765.000	9.919.200.000	5.933.000.000
16		МИНИСТАРСТВО ФИНАНСИЈА	0702	5001	Експропријација земљишта у циљу изградње капиталних пројеката	6.769.403.000	11.661.731.000	12.910.000.000
			2301	5014	Регистар запослених	390.000.000	496.000.000	0
				5015	Интегрисани комуникациони систем	230.000.000	100.000.000	0
			МИНИСТАРСТВО ФИНАНСИЈА			7.389.403.000	12.257.731.000	12.910.000.000

Раздео	Глава	Назив организације	Програм	Пројекат	Назив пројекта	2019	2020	2021	
	16.1	УПРАВА ЦАРИНА	2303	5001	Изградња граничног прелаза Гостун	541.437.000	226.404.000	0	
				5006	Изградња граничног прелаза Сот	75.900.000	0	0	
				5008	Изградња комплекса царинске испоставе при ГП Градина	130.500.000	268.000.000	0	
	УПРАВА ЦАРИНА					747.837.000	494.404.000	0	
	16.2	ПОРЕСКА УПРАВА	2302	5001	Модернизација информационог система Пореске управе	241.208.000	467.208.000	467.208.000	
				5002	Куповина пословног простора за потребе филијале Ниш	226.000.000	0	0	
				ПОРЕСКА УПРАВА					467.208.000
	16.3	УПРАВА ЗА ТРЕЗОР	2301	5002	Проширење и технолошко унапређење капацитета у циљу ефикаснијег пословања	60.000.000	260.000.000	260.000.000	
				5005	Унапређење аутоматизације пословних процеса	175.000.000	150.000.000	150.000.000	
				5006	Централни регистар фактура	80.000.000	0	0	
				5008	Резервна и „бекап“ локација	10.000.000	147.461.000	174.588.000	
				5009	Централизовани обрачун зарада	42.000.000	90.000.000	90.000.000	
				5012	Е - фактуре	430.000.000	0	0	
				5013	Праћење извршења Јединица локалне самоуправе - ЈЛС	245.000.000	0	0	
				УПРАВА ЗА ТРЕЗОР					1.042.000.000
	УКУПНО МИНИСТАРСТВО ФИНАНСИЈА					9.646.448.000	13.866.804.000	14.051.796.000	
	17	17.1	ДИПЛОМАТСКО-КОНЗУЛАРНА ПРЕДСТАВНИШТВА	0302	5001	Изградња ДКП-а у Канбери (Аустралија)	80.000.000	32.000.000	0
					5002	Прибављање непокретности за потребе ДКП-а РС у Скопљу (Северна Македонија)	48.000.000	0	0
					УКУПНО МИНИСТАРСТВО СПОЉНИХ ПОСЛОВА				
22		МИНИСТАРСТВО ГРАЂЕВИНАРСТВА, САОБРАЋАЈА И ИНФРАСТРУКТУРЕ	0702	5002	М 1.11 Крагујевац-Баточина	446.000.000	400.000.000	0	
				5003	Изградња аутопута Е-763 Обреновац-Љиг	12.440.897.000	360.000.000	0	
				5008	Брза саобраћајница Ib реда Нови Сад-Рума	22.000.000	0	0	
				5010	Израда Идејног решења иновације комплекса ТПС Земун, Идејног пројекта, Студије оправданости, Студије о процени утицаја на животну средину и Главног пројекта I фазе наставак изградње ТПС Земун	19.440.000	0	0	
				5011	Израда Генералног пројекта робно-транспортног центра и Студије оправданости, Идејног и Главног пројекта контејнерског терминала у Макишу	0	25.000.000	0	
				5012	Израда Студије оправданости са Идејним пројектом и Главног пројекта за дивелацију укрштаја железничке пруге бр.5 Београд-Шид-државна граница и државног пута IIb реда број 319 на км 20+993, у Батајници	0	6.202.000	0	
				5013	Израда Идејног решења и Главног пројекта измештања пута Београд-Сремчица у Железнику	0	5.113.000	0	
				5015	Пројекат мађарско - српске железнице	3.470.000.000	9.675.000.000	11.706.000.000	
				5017	Извођење дела радова на изградњи аутопута Е-75, деоница: ГП Келебија-петља Суботица Југ	1.730.000.000	0	0	
				5018	Изградња аутопута Е-763, деоница Сурчин-Обреновац	5.500.000.000	1.013.714.000	0	
				5019	Изградња београдске обилазнице на аутопуту Е-70/Е-75, деоница: Мост преко реке Саве код Остружнице-Бубањ Поток (сектори 4, 5 и 6)	6.170.000.000	6.757.365.000	7.175.772.000	

Раздео	Глава	Назив организације	Програм	Пројекат	Назив пројекта	2019	2020	2021
				5020	Изградња аутопута Е-80, деонице: Просек-Црвена Река и Чифлик-Пирот и аутопута Е-75, деонице Грделица-Царичина Долина и Царичина Долина- Владичин Хан	1.468.687.000	0	0
				5021	Изградња аутопута Е-75, деонице: Грабовница-Грделица и Владичин Хан-Доњи Нерадовац и изградња аутопута Е-80 деонице: Ниш-Димитровград и обилазница око Димитровграда	1.420.781.000	0	0
				5022	Изградња аутопута Е-80, деонице: Црвена Река-Чифлик и Пирот (исток)-Димитровград и Паралелни некомерцијални пут Бела Паланка - Пирот (Запад)	1.000.000.000	2.000.000.000	1.000.000.000
				5023	Рехабилитација путева и унапређење безбедности саобраћаја	2.000.000.000	3.000.000.000	3.000.000.000
				5025	Изградња железничке инфраструктуре и набавка дизел моторних возова	7.809.402.000	1.000.000.000	3.000.000.000
				5027	Реконструкција железничке пруге Ниш - Димитровград, деоница: Сићево - Станичење - Димитровград	150.000.000	2.400.000.000	1.400.000.000
				5028	Изградња пруге Радинац - Смедерево - до нове Луке Смедерево	627.000.000	0	0
				5029	Реконструкција старог моста на граничном прелазу Љубовија - Братунац	0	59.000.000	48.000.000
				5030	Реконструкција моста на граничном прелазу - Каракај (Зворник)	0	250.000.000	100.000.000
				5031	Реконструкција моста краља Александра на реци Дрини	0	100.000.000	56.000.000
				5032	Реконструкција моста на граничном прелазу - Шепак	0	250.000.000	100.000.000
				5033	Реконструкција моста на граничном прелазу - Скелани (Бајина Башта)	0	213.000.000	300.000.000
				5034	Изградња аутопута Е-763, деоница: Прељина - Пожега	3.300.000.000	3.800.000.000	6.360.000.000
				5035	Изградња аутопута Е-761, деоница: Појате - Прељина	15.000.000.000	9.396.044.000	9.369.044.000
				5036	Изградња станова за припаднике снага безбедности	23.501.000	0	0
				5038	Адаптација бродске преводнице у саставу ХЕПС „Бердап 1“	1.043.450.000	1.695.750.000	0
				5039	Имплементација система хидро-метео станица и система надзора клиренса мостова	29.750.000	297.500.000	297.500.000
				5040	Успостављање VTS и VHF радио-телефонског система на унутрашњим водним путевима Републике Србије	169.243.000	244.000.000	304.000.000
				5041	Проширење капацитета терминала за расуте и генералне терете Луке Смедерево	75.000.000	1.604.503.000	1.069.669.000
				5042	Вађење потонуле немачке флоте из Другог светског рата	0	180.000.000	0
				5043	Изградња аутопута Е-761 Београд-Сарајево	1.950.000.000	6.908.000.000	4.500.000.000
				5044	Реконструкција државног пута IIа реда, број 203, Нови Пазар - Тутин	1.350.000.000	3.000.000.000	500.000.000
				5045	Изградња саобраћајнице Рума - Шабац - Лозница	600.000.000	1.300.000.000	4.000.000.000
				5046	Реализација пројекта железничке инфраструктуре	100.000.000	5.450.000.000	5.450.000.000
				5048	Изградња аутопута Е-763, деоница: Нови Београд-Сурчин	100.000.000	3.221.515.000	3.221.515.000
				5050	Изградња аутопута Ниш-Мердаре, деоница: Ниш-Плочник	0	4.000.000.000	4.000.000.000

Раздео	Глава	Назив организације	Програм	Пројекат	Назив пројекта	2019	2020	2021
				5051	Хидротехнички и багерски радови на критичним секторима за пловидбу на реци Сави	61.000.000	225.700.000	518.500.000
				5052	Изградња постројења за пречишћавање воде за пиће у Кикинди - Фаза II	0	144.000.000	288.000.000
				5053	Изградња станичне зграде железничке станице Београд Центар	1.000	1.300.000.000	0
УКУПНО МИНИСТАРСТВО ГРАЂЕВИНАРСТВА, САОБРАЋАЈА И ИНФРАСТРУКТУРЕ						68.076.152.000	70.281.406.000	67.764.000.000
23		МИНИСТАРСТВО ПРАВДЕ	1602	5006	Набавка неопходне опреме за функционисање правосудних органа	203.001.000	250.001.000	290.301.000
				5007	Реконструкција и адаптација објекта „ПАЛАТА ПРАВДЕ“ у Београду	1.190.648.000	100.000.000	100.000.000
				5009	Решавање смештајно-техничких услова правосудних органа у Нишу	50.000.000	400.000.000	250.000.000
				5010	Унапређење смештајно-техничких услова рада правосудних органа	100.001.000	195.067.000	237.597.000
				5011	Решавање смештајно-техничких услова правосудних органа у Крагујевцу	950.000.000	845.000.000	639.700.000
				5027	Зграда правосудних органа у улици Устаничка Београд	15.000.000	30.001.000	30.000.000
МИНИСТАРСТВО ПРАВДЕ						2.508.650.000	1.820.069.000	1.547.598.000
	23.1	УПРАВА ЗА ИЗВРШЕЊЕ КРИВИЧНИХ САНКЦИЈА	1607	5001	Израда пројектно-техничких документација за нове објекте и објекте које треба реконструисати	24.940.000	30.800.000	50.000.000
				5003	Адаптација притвореничких блокова у Окружном затвору Београд	52.100.000	42.000.000	86.000.000
				5006	Изградња новог затвора у Крагујевцу	20.491.000	152.000.000	212.680.000
				5007	Казнено-поправни завод Падинска скела	1.000.000	28.000.000	0
				5008	Реконструкција смештајних капацитета по заводима у оквиру Управе за извршење кривичних санкција	70.200.000	102.000.000	153.000.000
				5009	КПЗ за жене у Пожаревцу, изградња и реконструкција објеката	49.000.000	0	0
				5010	Изградња и реконструкција смештајних капацитета у КПЗ Пожаревац-Забела	346.083.000	386.000.000	205.000.000
				5011	Радови на изградњи новог павиљона у КПЗ Сремска Митровица	91.000.000	102.000.000	205.000.000
				5012	Изградња комплекса затвореног типа у ОЗ Лесковац	518.310.000	51.000.000	0
				5014	Изградња смештајних капацитета затвореног типа	0	10.000.000	250.000.000
УПРАВА ЗА ИЗВРШЕЊЕ КРИВИЧНИХ САНКЦИЈА						1.173.124.000	903.800.000	1.161.680.000
УКУПНО МИНИСТАРСТВО ПРАВДЕ						3.681.774.000	2.723.869.000	2.709.278.000
24	24.4	РЕПУБЛИЧКА ДИРЕКЦИЈА ЗА ВОДЕ	0401	5001	Изградња система за наводњавање - прва фаза	467.562.000	1.178.479.000	1.178.654.000
	24.5	БУЏЕТСКИ ФОНД ЗА ВОДЕ РЕПУБЛИКЕ СРБИЈЕ	0401	5002	Брана са акумулацијом „СТУБО-РОВНИ“ Ваљево	51.409.000	0	0
				5003	Брана са акумулацијом „АРИЉЕ“ профил „СВРАЧКОВО“ Ариље	400.000.000	501.409.000	701.409.000
БУЏЕТСКИ ФОНД ЗА ВОДЕ РЕПУБЛИКЕ СРБИЈЕ						451.409.000	501.409.000	701.409.000
	24.9	ДИРЕКЦИЈА ЗА НАЦИОНАЛНЕ РЕФЕРЕНТНЕ ЛАБОРАТОРИЈЕ	0109	5001	Успостављање лабораторије за утврђивање квалитета сировог млека и безбедности хране	35.000.000	0	0
				5002	Изградња карантинског стакленика за потребе фитосанитарне лабораторије	14.848.000	0	0

Раздео	Глава	Назив организације	Програм	Пројекат	Назив пројекта	2019	2020	2021
				5003	Унапређење енергетске ефикасности лабораторије	3.000.000	7.000.000	0
		ДИРЕКЦИЈА ЗА НАЦИОНАЛНЕ РЕФЕРЕНТНЕ ЛАБОРАТОРИЈЕ				52.848.000	7.000.000	0
		УКУПНО МИНИСТАРСТВО ПОЉОПРИВРЕДЕ, ШУМАРСТВА И ВОДОПРИВРЕДЕ				971.819.000	1.686.888.000	1.880.063.000
25		МИНИСТАРСТВО ЗАШТИТЕ ЖИВОТНЕ СРЕДИНЕ	0406	5002	Изградња главног колектора за ППОВ Лесковац	189.657.000	274.000.000	0
		УКУПНО МИНИСТАРСТВО ЗАШТИТЕ ЖИВОТНЕ СРЕДИНЕ				189.657.000	274.000.000	0
26		МИНИСТАРСТВО ПРОСВЕТЕ, НАУКЕ И ТЕХНОЛОШКОГ РАЗВОЈА	0201	5002	Научно технолошки парк у Новом Саду	1.000.000	440.000.000	240.000.000
			2001	5001	Изградња Образовно-истраживачког центра у Белој Цркви	4.500.000	143.400.000	86.569.000
		УКУПНО МИНИСТАРСТВО ПРОСВЕТЕ, НАУКЕ И ТЕХНОЛОШКОГ РАЗВОЈА				5.500.000	583.400.000	326.569.000
28	28.2	УПРАВА ЗА РЕЗЕРВЕ ЕНЕРГЕНАТА	2403	5001	Изградња резервоара у складишту деривата нафте у Смедереву	1.000	100.000.000	625.000.000
		УКУПНО МИНИСТАРСТВО РУДАРСТВА И ЕНЕРГЕТИКЕ				1.000	100.000.000	625.000.000
29	29.1	УСТАНОВЕ КУЛТУРЕ	1202	5003	Реконструкција и доградња Музеја наивне и маргиналне уметности у Јагодина	88.500.000	250.903.000	0
		УКУПНО МИНИСТАРСТВО КУЛТУРЕ И ИНФОРМИСАЊА				88.500.000	250.903.000	0
31	31.1	БУЏЕТСКИ ФОНД ЗА ФИНАНСИРАЊЕ СПОРТА	1303	5003	Национални тренинг центар за шест спортова - Мултифункционална дворана у Кошутњаку	432.000.000	648.000.000	648.000.000
		УКУПНО МИНИСТАРСТВО ОМЛАДИНЕ И СПОРТА				432.000.000	648.000.000	648.000.000
32		МИНИСТАРСТВО ТРГОВИНЕ, ТУРИЗМА И ТЕЛЕКОМУНИКАЦИЈА	1507	5001	Изградња гондоле у Београду	24.000.000	838.000.000	0
	32.1	БУЏЕТСКИ ФОНД ЗА УНАПРЕЂЕЊЕ И РАЗВОЈ ОБЛАСТИ ЕЛЕКТРОНСКИХ КОМУНИКАЦИЈА И ИНФОРМАЦИОНОГ ДРУШТВА	0703	5001	Развој информационе комуникационе инфраструктуре у основним и средњим школама у РС - „Повезане школе”	361.716.000	0	0
				5003	Развој информационе комуникационе инфраструктуре у основним и средњим школама у РС - „Повезане школе” - Фаза II	20.000.000	2.090.000.000	2.090.000.000
		БУЏЕТСКИ ФОНД ЗА УНАПРЕЂЕЊЕ И РАЗВОЈ ОБЛАСТИ ЕЛЕКТРОНСКИХ КОМУНИКАЦИЈА И ИНФОРМАЦИОНОГ ДРУШТВА				381.716.000	2.090.000.000	2.090.000.000
		УКУПНО МИНИСТАРСТВО ТРГОВИНЕ, ТУРИЗМА И ТЕЛЕКОМУНИКАЦИЈА				405.716.000	2.928.000.000	2.090.000.000
33		БЕЗБЕДНОСНО - ИНФОРМАТИВНА АГЕНЦИЈА	1405	5001	Капитални пројекти Безбедносно-информативне агенције	389.000.000	290.000.000	100.000.000
		УКУПНО БЕЗБЕДНОСНО - ИНФОРМАТИВНА АГЕНЦИЈА				389.000.000	290.000.000	100.000.000
40		РЕПУБЛИЧКА ДИРЕКЦИЈА ЗА ИМОВИНУ РЕПУБЛИКЕ СРБИЈЕ	0605	5001	Изградња граничног прелаза Ватин	0	147.589.000	0
				5002	Изградња граничног прелаза Бајина Башта	127.600.000	140.200.000	0
		УКУПНО РЕПУБЛИЧКА ДИРЕКЦИЈА ЗА ИМОВИНУ РЕПУБЛИКЕ СРБИЈЕ				127.600.000	287.789.000	0
44		СРПСКА АКАДЕМИЈА НАУКА И УМЕТНОСТИ	0201	5001	Дигитализација културне, уметничке, историјске и научне баштине Републике Србије	61.500.000	61.500.000	0
		УКУПНО СРПСКА АКАДЕМИЈА НАУКА И УМЕТНОСТИ				61.500.000	61.500.000	0
52		УПРАВА ЗА ЗАЈЕДНИЧКЕ ПОСЛОВЕ РЕПУБЛИЧКИХ ОРГАНА	0606	5007	Реконструкција виле у Улици кнеза Александра Карађорђевића 75	15.000.000	0	0
				5008	Реконструкција комплекса виле „МИР”	38.000.000	0	0
		УКУПНО УПРАВА ЗА ЗАЈЕДНИЧКЕ ПОСЛОВЕ РЕПУБЛИЧКИХ ОРГАНА				53.000.000	0	0
54		РЕПУБЛИЧКА ДИРЕКЦИЈА ЗА РОБНЕ РЕЗЕРВЕ	2401	5001	Складиште нафтних деривата „Пожега” у Пожеги	150.000.000	150.000.000	0

	1	2	3	4	5	6	7	8
	1							2,521,628,000
							1	
						01		2,517,689,000
						06		774,000
						15		3,165,000
1.0								679,337,000
							1.0	
						01		678,571,000
						06		766,000
2101								679,337,000
								679,337,000
			110					
						0001		679,337,000
						411	,	()
						412		273,949,000
						413		46,965,000
						414		2,000,000
						415		1,000,000
						416		7,000,000
						417		1,400,000
						418		146,055,000
						421		100,000
						422		200,766,000
						423		100,000
						482	,	1,000
						483	,	1,000
1.1								1,842,291,000
							1.1	
						01		1,839,118,000
						06		8,000
						15		3,165,000
2101								1,842,291,000
								1,842,291,000
			130					
						0002		29,347,000
						416		23,200,000
						421		1,150,000
						422		2,000,000
						423		1,200,000
						426		600,000
						462		300,000
						482	,	1,000
						483	,	396,000
						515		500,000
								1,812,944,000
						0003		
						411	,	()
						412		440,544,000
						413		75,554,000
						414		1,000
						415		12,700,000
						416		21,000,000
						421		5,000,000
						422		211,582,000
						423		18,308,000

/

1	2	3	4	5	6	7	8
					423		629,538,000
					424		1,000
					425		98,272,000
					426		53,580,000
					462		26,000,000
					482	,	500,000
					483	,	4,318,000
					511		96,200,000
					512		73,680,000
					515		46,166,000
2							198,794,000
						2	
					01		198,794,000
	2101						198,794,000
		110				,	198,794,000
							198,794,000
				0004			
					411	,	92,030,000
					412	()	16,391,000
					413		1,000
					414		1,350,000
					415		2,500,000
					416		200,000
					421		6,130,000
					422		40,096,000
					423		34,192,000
					425		1,000,000
					426		2,800,000
					482	,	2,000
					483	,	1,000
					485		101,000
					512		2,000,000
							34,072,155,000
3						3	
					01		29,327,439,000
					05		36,325,000
					06		3,961,000
					08		38,500,000
					11		4,609,524,000
					13		2,079,000
					15		3,584,000
					56		50,743,000
	3.1						47,190,000
						3.1	
					01		47,190,000
	2102						47,190,000
		110				,	47,190,000
							47,190,000
				0001			
					411	,	5,197,000
					412	()	893,000

/

1	2	3	4	5	6	7	8
					415		60,000
					421		250,000
					422		10,550,000
					423		29,860,000
					426		380,000
3.2							32,806,000
						3.2	
					01		32,806,000
	2102						32,806,000
			110				32,806,000
				0002			32,806,000
					411	,	() 13,089,000
					412		2,245,000
					413		80,000
					414		120,000
					415		381,000
					421		370,000
					422		3,313,000
					423		12,408,000
					426		650,000
					512		150,000
3.3							17,363,000
						3.3	
					01		17,363,000
	2102						17,363,000
			110				17,363,000
				0005			17,363,000
					411	,	() 9,429,000
					412		1,612,000
					413		20,000
					414		189,000
					415		241,000
					416		1,000
					421		100,000
					422		50,000
					423		5,620,000
					426		100,000
					485		1,000
3.4							35,505,000
						3.4	
					01		35,505,000
	2102						35,505,000
			110				35,505,000
				0004			35,505,000

/

1	2	3	4	5	6	7	8
					411	,	15,638,000
					412		2,698,000
					413		30,000
					414		1,000
					415		250,000
					421		550,000
					422		1,200,000
					423		13,136,000
					426		1,850,000
					462		1,000
					485		1,000
					512		150,000
3.5							21,227,000
						3.5	
					01		21,227,000
2102							21,227,000
						,	21,227,000
			110				21,227,000
				0018			
					411	,	4,892,000
					412		843,000
					413		50,000
					414		50,000
					415		200,000
					421		200,000
					422		1,310,000
					423		12,780,000
					426		650,000
					483		1,000
					485		1,000
					512		250,000
3.6							753,767,000
						3.6	
					01		753,767,000
2102							753,767,000
						,	753,767,000
			110				34,658,000
				0017			
					411	,	14,328,000
					412		2,457,000
					413		70,000
					414		124,000
					415		554,000
					421		500,000
					422		1,500,000
					423		13,935,000
					426		700,000

/							
1	2	3	4	5	6	7	8
					485		300,000
					512		190,000
			4003				654,109,000
					423		4,109,000
					463		650,000,000
							45,000,000
			4012				
					423		45,000,000
							20,000,000
			4013			2030	
					423		20,000,000
							751,031,000
3.7						3.7	
					01		751,031,000
	2102						751,031,000
			110				751,031,000
							36,318,000
			0019				
					411	()	10,686,000
					412		1,833,000
					413		20,000
					414		224,000
					415		400,000
					421		360,000
					422		1,000,000
					423		20,383,000
					426		925,000
					485		187,000
					512		300,000
			4004				714,713,000
					423		24,750,000
					463		667,463,000
					481		22,500,000
							755,323,000
3.8						3.8	
					01		755,323,000
	2102						755,323,000
			110				755,323,000
							74,341,000
			0021				
					411	()	12,535,000
					412		2,150,000
					413		1,000

/

1	2	3	4	5	6	7	8
					414		1,000
					415		438,000
					416		1,000
					421		300,000
					422		18,000,000
					423		34,613,000
					425		61,000
					426		2,450,000
					482	, , ,	56,000
					485		150,000
					512		3,585,000
				4007			250,000,000
					423		4,500,000
					463		220,000,000
					512		25,500,000
				4009			100,000,000
					423		25,000,000
					463		75,000,000
							60,000,000
				4011			
					423		30,000,000
					463		30,000,000
							209,475,000
				4014			
					463		209,475,000
							23,101,000
				4015		-	
					422		5,000,000
					423		17,751,000
					621		350,000
							4,451,000
				4016			
					422		1,550,000
					423		2,901,000
							27,954,000
				4017			
					463		27,954,000
							1,000
				4018			
					454		1,000
							6,000,000
				4020			
					462		6,000,000
							3,637,334,000

3.9

3.9

/

1	2	3	4	5	6	7	8
					01		3,635,862,000
					15		1,472,000
	2102						3,637,334,000
		110					3,637,334,000
			0008				3,506,078,000
					411	()	166,759,000
					412		28,566,000
					413		600,000
					414		1,550,000
					415		4,350,000
					416		395,000
					421		16,090,000
					422		69,148,000
					423		250,709,000
					424		24,000,000
					425		712,000
					426		3,278,000
					461		129,000,000
					463		479,205,000
					465		248,794,000
					481		2,017,770,000
					482		200,000
					483		1,575,000
					485		150,000
					512		13,027,000
					515		200,000
					621		50,000,000
			4002				131,255,000
					462		131,255,000
			4019				1,000
					423		1,000
3.10							21,586,000
						3.10	
					01		21,586,000
	1601						21,586,000
		360					21,586,000
			0001				21,586,000
					421		500,000
					422		550,000
					423		20,186,000
					426		300,000
					512		50,000
3.11							108,509,000
						3.11	
					01		108,509,000
	0606						108,509,000

	1	2	3	4	5	6	7	8
								108,509,000
				110			,	
					0001			8,665,000
					411	,	()	4,485,000
					412			769,000
					414			350,000
					415			310,000
					416			1,000
					423			2,750,000
					0002			75,871,000
					411	,	()	26,577,000
					412			4,558,000
					414			946,000
					415			930,000
					416			200,000
					423			32,660,000
					483			10,000,000
					0003			23,973,000
					411	,	()	12,161,000
					412			2,085,000
					413			350,000
					414			290,000
					415			348,000
					416			1,000
					421			692,000
					422			1,100,000
					423			1,435,000
					424			1,000,000
					425			200,000
					426			700,000
					485			1,000
					512			3,110,000
					515			500,000
								396,821,000
							3.12	
					01			385,318,000
					05			11,400,000
					15			103,000
								396,821,000
								396,821,000
								338,333,000
					0001			
					454			40,000,000
					463			264,033,000
					472			34,000,000
					512			300,000
					0002		a a	58,488,000
					411	,	()	22,041,000
					412			3,884,000

3.12

1501

110

/

1	2	3	4	5	6	7	8
					413		288,000
					414		1,000
					415		700,000
					416		71,000
					421		1,000,000
					422		800,000
					423		14,113,000
					424		3,930,000
					425		60,000
					426		2,000,000
					481		9,500,000
					483		100,000
3.13						-	528,676,000
						3.13	
					01		500,597,000
					08		26,000,000
					13		2,079,000
2102							528,676,000
	450						528,676,000
				0011			125,236,000
					411	,	1,000
					412	()	2,000
					413		1,000
					414		1,000
					415		1,000
					421		630,000
					422		10,520,000
					423		108,360,000
					424		200,000
					425		270,000
					426		4,850,000
					512		400,000
				0012			192,020,000
					411	,	2,085,000
					412	()	371,000
					414		400,000
					415		100,000
					421		1,140,000
					422		3,070,000
					423		43,210,000
					424		1,700,000
					425		128,194,000
					426		10,900,000
					482	,	150,000
					512	,	700,000
				0013			185,117,000
					411	,	10,664,000
					412	()	1,911,000
					413		50,000
					414		1,964,000
					415		250,000

/

1	2	3	4	5	6	7	8
					416		1,000
					421		53,150,000
					422		505,000
					423		51,149,000
					424		4,001,000
					425		400,000
					426		60,850,000
					482	,	20,000
					483		1,000
					485		1,000
					512		200,000
				4001			26,303,000
					424		1,000
					511		26,302,000
3.14							46,492,000
						3.14	
					01		46,492,000
	1404						46,492,000
						,	46,492,000
		110					46,492,000
				0001			46,492,000
					411	,	29,799,000
					412	()	5,111,000
					413		121,000
					414		233,000
					415		769,000
					416		131,000
					421		868,000
					422		2,047,000
					423		2,191,000
					424		460,000
					425		700,000
					426		1,209,000
					483		32,000
					512		2,600,000
					515		221,000
3.15							45,640,000
						3.15	
					01		45,640,000
	2102						45,640,000
						,	45,640,000
		110					45,640,000
				0016			45,640,000
					411	,	29,401,000
					412	()	5,885,000
					413		1,000
					414		275,000
					415		770,000
					416		70,000

/

1	2	3	4	5	6	7	8
					421		1,000,000
					422		350,000
					423		6,613,000
					424		200,000
					425		50,000
					426		525,000
					512		500,000
3.16							31,286,000
						3.16	
					01		28,386,000
					06		1,860,000
					15		1,040,000
1002							31,286,000
	110						31,286,000
		0001					16,072,000
					411	, ()	9,443,000
					412		1,845,000
					414		110,000
					415		496,000
					421		246,000
					422		200,000
					423		3,380,000
					425		50,000
					426		190,000
					482	, , ,	10,000
					483		1,000
					485		1,000
					512		100,000
		0002					8,213,000
					421		75,000
					422		1,460,000
					423		2,178,000
					481		4,500,000
		7010					7,001,000
					462		7,001,000
3.17							51,138,000
						3.17	
					01		51,138,000
2301							51,138,000
	110						51,138,000
		0001					51,138,000
					411	, ()	32,555,000
					412		5,576,000
					413		1,000
					414		199,000
					415		900,000

/

1	2	3	4	5	6	7	8
					416		1,000
					421		1,230,000
					422		2,025,000
					423		5,100,000
					424		300,000
					425		600,000
					426		2,000,000
					482	,	151,000
					512		500,000
3.18							9,270,110,000
						3.18	
					01		9,205,898,000
					08		12,500,000
					15		969,000
					56		50,743,000
	0603						4,766,213,000
							4,766,213,000
		110					
				0001			3,963,155,000
					463		3,963,155,000
				0002		-	495,451,000
					424		232,000
					463		495,219,000
				0003			42,256,000
					463		42,256,000
				0004			265,039,000
					411	,	89,786,000
					412	()	16,059,000
					413		1,000
					414		1,286,000
					415		3,700,000
					416		80,000
					421		24,690,000
					422		14,956,000
					423		90,572,000
					424		700,000
					425		2,200,000
					426		17,260,000
					482	,	686,000
					483		291,000
					485		1,000
					512		2,771,000
				0601			312,000

/							
1	2	3	4	5	6	7	8
					551		312,000
		0604					4,503,897,000
			110				4,503,897,000
				0001			2,373,215,000
					451		20,000,000
					454		1,000
					463		2,353,214,000
				0002			1,464,252,000
					463		1,464,252,000
				0003			14,600,000
					463		13,000,000
					481		1,600,000
				0004			241,668,000
					463		112,627,000
					472		71,600,000
					481		57,441,000
				0005			37,630,000
					481		37,630,000
				0006			292,990,000
					451		169,074,000
					463		43,000,000
					481		80,916,000
				7007		2013 -	66,249,000
					423		64,839,000
					485		1,410,000
				7028		2014 -	13,293,000
					424		13,293,000
3.19							359,369,000
						3.19	
					01		359,369,000
		1001					359,369,000
			110				72,880,000

1	2	3	4	5	6	7	8
							38,915,000
				0006			
					411	,	()
					412		7,000,000
					415		1,236,000
					422		700,000
					423		1,500,000
					481		4,800,000
				0008			23,679,000
					411	,	()
					412		15,527,000
					413		2,663,000
					414		173,000
					415		1,205,000
					416		624,000
					421		200,000
					422		1,500,000
					423		1,800,000
					424		3,098,000
					425		1,000
					426		950,000
					482	,	3,893,000
					512	,	50,000
					515	,	2,231,000
			160				50,000
				0007			286,489,000
					411	,	()
					412		6,861,000
					415		1,179,000
					422		500,000
					423		1,350,000
					481		5,599,000
							271,000,000
							17,010,000
						3.20	
					01		17,010,000
			1802				17,010,000
						,	17,010,000
			110				17,010,000
				0011			17,010,000
					411	,	()
					412		10,191,000
					413		1,746,000
					414		40,000
					415		1,042,000
					421		231,000
					422		100,000
					423		900,000
					425		2,330,000
					426		39,000
					512		390,000
							1,000
							36,686,000
							36,686,000

3.21

/

1	2	3	4	5	6	7	8
						3.21	
					01		36,686,000
	2102						36,686,000
		110					36,686,000
			0014				36,686,000
					411	, ()	16,577,000
					412		3,083,000
					413		40,000
					414		555,000
					415		600,000
					416		5,000
					421		954,000
					422		7,845,000
					423		5,268,000
					425		50,000
					426		1,465,000
					485		44,000
					512		200,000
3.22							12,528,836,000
						3.22	
					01		7,892,286,000
					05		24,925,000
					06		2,101,000
					11		4,609,524,000
	1511						12,528,836,000
		110					12,528,836,000
			0001				5,592,285,000
					411	, ()	15,800,000
					412		2,710,000
					414		300,000
					415		493,000
					421		11,230,000
					422		3,500,000
					423		61,550,000
					424		100,000
					425		4,200,000
					426		4,700,000
					462		21,000,000
					463		1,000
					482	, , ,	300,000
					483		3,000,000
					484		1,000
					511		5,461,400,000
					512		2,000,000
			0002				4,087,655,000

/

1	2	3	4	5	6	7	8
					423		2,101,000
					463		1,000
					484		4,085,553,000
				4002			2,548,896,000
					423		392,644,000
					482	,	1,175,000
					511		1,388,419,000
					512		766,658,000
				4003			300,000,000
					423		50,000,000
					451		250,000,000
3.23							41,336,000
						3.23	
					01		41,336,000
	2102						41,336,000
		110					41,336,000
							41,336,000
				0020			
					411	,	18,511,000
					412	()	3,313,000
					413		100,000
					414		150,000
					415		1,900,000
					416		65,000
					421		3,570,000
					422		7,864,000
					423		5,060,000
					425		100,000
					426		400,000
					482	,	1,000
					483	,	1,000
					485	,	1,000
					512		300,000
3.24							4,537,114,000
						3.24	
					01		4,537,114,000
	0614						4,537,114,000
		140					4,537,114,000
				0001			130,500,000
					411	,	36,635,000
					412	()	6,555,000
					413		90,000
					414		150,000
					415		1,707,000
					416		58,000
					421		2,272,000

/

1	2	3	4	5	6	7	8
					422		1,555,000
					423		53,176,000
					424		22,732,000
					425		102,000
					426		835,000
					485		1,000
					512		4,631,000
					515		1,000
		0002					261,485,000
					411	()	30,334,000
					412		5,303,000
					413		90,000
					414		150,000
					415		744,000
					416		451,000
					421		107,251,000
					423		33,585,000
					425		8,356,000
					426		1,227,000
					462		1,000
					512		55,493,000
					515		18,500,000
		4002					54,001,000
						- E -	
					424		1,000
					515		54,000,000
		4005					109,830,000
					512		109,830,000
		4006				-	188,000,000
					462		188,000,000
		4008				Web	501,000
					515		501,000
		4009					1,250,000
					423		1,250,000
		5001					1,397,800,000
					515		1,397,800,000
		5002				-	25,001,000
					512		25,000,000
					515		1,000
							255,800,000
		5003					
					515		255,800,000
		5004				, „Backup“	194,600,000
						„Disaster Recovery“	
					512		194,600,000
		5005				„Oracle“	718,343,000
					512		32,779,000
					515		685,564,000
		5006					1,200,000,000
					511		1,200,000,000

1	2	3	4	5	6	7	8
				5008			1,000
					515		1,000
				5009		„CRM”, „TICKETING”	1,000
					515		1,000
				5010			1,000
					515		1,000
4							373,232,000
						4	
					01		373,232,000
	1605						373,232,000
		330					373,232,000
				0001		,	373,232,000
					411	, ()	279,149,000
					412		45,848,000
					413		600,000
					414		1,600,000
					415		4,800,000
					416		1,700,000
					421		3,390,000
					422		2,680,000
					423		11,515,000
					425		1,900,000
					426		7,530,000
					462		500,000
					512		8,600,000
					515		3,420,000
							159,642,000
5						5	
					01		159,642,000
	1602						159,642,000
		330					159,642,000
				0001			99,665,000
					411	, ()	79,350,000
					412		13,615,000
					413		400,000
					414		800,000
					415		5,150,000
					416		350,000
				0002			59,977,000
					421		3,000,000
					422		3,000,000
					423		20,000,000
					425		700,000
					426		3,000,000
					482	, , ,	1,000
					483		28,800,000
					485		476,000

1	2	3	4	5	6	7	8
					512		1,000,000
6							27,054,602,000
						6	
					01		23,850,072,000
					04		2,909,575,000
					13		294,955,000
6.0							124,629,000
						6.0	
					01		124,629,000
	1603						124,629,000
		330					124,629,000
				0002			124,629,000
					421		37,000,000
					422		20,000,000
					423		7,629,000
					483		60,000,000
6.1							551,652,000
						6.1	
					01		426,065,000
					04		124,697,000
					13		890,000
	1603						551,652,000
		330					551,652,000
				0003			272,385,000
					411	, ()	168,256,000
					412		29,510,000
					413		50,000
					414		200,000
					415		7,200,000
					416		600,000
					421		51,485,000
					422		1,000,000
					423		4,000,000
					426		9,000,000
					462		420,000
					482	, , ,	50,000
					483		614,000
				0004			279,267,000
					411	, ()	217,527,000
					412		37,753,000
					414		9,624,000
					415		5,421,000
					416		1,100,000
					425		5,391,000
					512		2,451,000
6.2							381,795,000
						6.2	
					01		296,692,000
					04		85,098,000
					13		5,000
	1603						381,795,000

1	2	3	4	5	6	7	8
			330				381,795,000
				0005			183,674,000
					411	,	() 122,807,000
					412		21,065,000
					413		30,000
					414		301,000
					415		5,000,000
					416		675,000
					421		7,032,000
					422		1,040,000
					423		3,330,000
					426		4,020,000
					482	,	150,000
					483	,	18,223,000
					485	,	1,000
							198,121,000
				0006			
					411	,	() 155,929,000
					412		26,742,000
					413		301,000
					414		6,317,000
					415		5,788,000
					416		1,041,000
					425		1,001,000
					512		1,002,000
							261,388,000
6.3						6.3	
					01		199,270,000
					04		61,905,000
					13		213,000
		1603					261,388,000
			330				261,388,000
				0007			147,440,000
					411	,	() 106,135,000
					412		18,204,000
					413		100,000
					414		826,000
					415		7,422,000
					416		489,000
					421		1,557,000
					422		1,585,000
					423		1,962,000
					426		8,907,000
					482	,	1,000
					483	,	251,000
					485	,	1,000
							113,948,000
				0008			
					411	,	() 88,164,000
					412		15,120,000
					413		201,000

/

1	2	3	4	5	6	7	8
					414		3,460,000
					415		2,541,000
					416		407,000
					423		1,000
					425		751,000
					483		1,000
					485		1,000
					512		3,301,000
6.4							441,145,000
						6.4	
					01		341,296,000
					04		99,834,000
					13		15,000
1603							441,145,000
		330					441,145,000
				0009			213,106,000
					411	,	()
					412		143,715,000
					413		24,648,000
					414		3,000
					415		1,252,000
					416		9,002,000
					421		1,026,000
					422		25,681,000
					423		1,296,000
					426		1,032,000
					482	,	5,008,000
					483	,	141,000
					485	,	301,000
							1,000
							228,039,000
				0010			
					411	,	()
					412		181,451,000
					413		31,119,000
					414		3,000
					415		7,479,000
					416		4,603,000
					423		1,776,000
					425		1,000
					483		1,602,000
					485		1,000
					511		1,000
					512		2,000
6.5							1,689,685,000
						6.5	
					01		1,429,704,000
					04		254,616,000
					13		5,365,000
1603							1,689,685,000

1	2	3	4	5	6	7	8
			330				1,689,685,000
				0011			929,468,000
					411	,	() 626,320,000
					412		107,435,000
					413		400,000
					414		1,001,000
					415		40,050,000
					416		6,001,000
					421		49,000,000
					422		1,000,000
					423		67,000,000
					426		21,000,000
					482	,	351,000
					483	,	9,409,000
					485	,	501,000
							760,217,000
				0012			
					411	,	() 604,990,000
					412		103,713,000
					413		1,897,000
					414		24,252,000
					415		15,363,000
					416		1,995,000
					423		1,000
					425		5,003,000
					426		1,000
					511		501,000
					512		2,501,000
							4,947,727,000
						6.6	
					01		4,521,992,000
					04		410,830,000
					13		14,905,000
							4,947,727,000
							4,947,727,000
							3,247,954,000
				0013			
					411	,	() 896,463,000
					412		157,515,000
					413		800,000
					414		401,000
					415		18,001,000
					416		4,351,000
					421		211,000,000
					422		3,000,000
					423		1,660,886,000
					426		49,000,000
					482	,	1,301,000
					483	,	244,735,000
					485	,	501,000
							1,699,773,000
				0014			

/

1	2	3	4	5	6	7	8	
					411	,	()	1,280,634,000
					412			219,604,000
					413			2,568,000
					414			69,102,000
					415			47,514,000
					416			5,137,000
					423			1,000
					425			20,003,000
					426			1,000
					485			207,000
					511			35,001,000
					512			20,001,000
6.7								12,242,537,000
						6.7		
					01			10,864,766,000
					04			1,243,462,000
					13			134,309,000
1603								12,242,537,000
	330							12,242,537,000
		0015						7,024,058,000
					411	,	()	2,427,432,000
					412			416,096,000
					413			3,200,000
					414			2,801,000
					415			52,869,000
					416			15,501,000
					421			563,000,000
					422			5,000,000
					423			2,225,349,000
					426			151,000,000
					482	,	,	4,001,000
					483			1,156,808,000
					485			1,001,000
								5,218,479,000
		0016						
					411	,	()	3,930,597,000
					412			674,169,000
					413			10,453,000
					414			275,402,000
					415			198,451,000
					416			24,054,000
					423			1,000
					425			35,003,000
					426			1,000
					485			346,000
					511			50,001,000
					512			20,001,000
6.8								2,336,412,000
						6.8		
					01			2,141,777,000

/

1	2	3	4	5	6	7	8
					04		185,235,000
					13		9,400,000
	1603						2,336,412,000
		330					2,336,412,000
			0017				1,576,603,000
					411	,	() 363,568,000
					412		62,302,000
					413		550,000
					414		551,000
					415		6,201,000
					416		2,301,000
					421		78,569,000
					422		5,000,000
					423		43,168,000
					426		34,000,000
					482	,	1,301,000
					483		978,591,000
					485		501,000
							759,809,000
			0018				
					411	,	() 576,281,000
					412		98,840,000
					413		1,278,000
					414		37,702,000
					415		23,095,000
					416		2,606,000
					423		1,000
					425		13,976,000
					426		1,000
					483		27,000
					511		1,000
					512		6,001,000
	6.9						4,077,632,000
						6.9	
					01		3,503,881,000
					04		443,898,000
					13		129,853,000
	1603						4,077,632,000
		330					4,077,632,000
			0019				2,337,270,000
					411	,	() 856,439,000
					412		146,987,000
					413		2,100,000
					414		1,501,000
					415		19,514,000
					416		6,601,000
					421		217,688,000
					422		5,000,000
					423		488,596,000
					426		57,750,000
					482	,	1,001,000

/

1	2	3	4	5	6	7	8
					483		533,592,000
					485		501,000
				0020			1,740,362,000
					411	,	1,319,998,000
					412	()	226,391,000
					413		5,170,000
					414		91,902,000
					415		58,957,000
					416		9,249,000
					421		5,767,000
					423		543,000
					425		14,003,000
					426		1,000
					483		132,000
					485		247,000
					511		1,001,000
					512		7,001,000
							110,564,000
7						7	
					01		110,564,000
	1602						110,564,000
		330					110,564,000
				0003			5,000,000
					423		5,000,000
				0004			105,564,000
					411	,	51,510,000
					412	()	9,103,000
					413		160,000
					414		400,000
					415		5,934,000
					416		300,000
					421		1,080,000
					422		1,850,000
					423		2,400,000
					425		40,000
					426		1,080,000
					482	,	45,000
					483	,	30,332,000
					485	,	330,000
					512		1,000,000
							5,916,684,000
8						8	
					01		5,787,607,000
					04		106,715,000
					13		22,362,000
	8.0						7,607,000
						8.0	
					01		7,607,000
	1604						7,607,000

1	2	3	4	5	6	7	8
			330				7,607,000
				0002			7,607,000
					421		4,500,000
					423		3,107,000
8.1							113,599,000
						8.1	
					01		112,635,000
					04		964,000
	1604						113,599,000
			330				113,599,000
				0003			18,480,000
					421		3,200,000
					422		2,700,000
					423		6,150,000
					424		800,000
					425		600,000
					426		3,030,000
					482	,	350,000
					483	,	150,000
					512	,	1,500,000
							95,119,000
				0004			
					411	,	74,246,000
					412	()	14,403,000
					413		700,000
					414		2,070,000
					415		3,200,000
					416		500,000
8.2							133,423,000
						8.2	
					01		130,723,000
					13		2,700,000
	1604						133,423,000
			330				133,423,000
				0005			10,867,000
					421		2,600,000
					422		1,360,000
					423		2,856,000
					425		800,000
					426		2,500,000
					482	,	100,000
					483	,	1,000
					512	,	650,000
							122,556,000
				0006			
					411	,	102,889,000
					412	()	16,829,000
					413		50,000
					414		150,000
					415		2,265,000
					416		250,000

/

1	2	3	4	5	6	7	8
					485		123,000
8.3							304,690,000
						8.3	
	1604				01		304,690,000
		330					304,690,000
			0007				42,127,000
					421		5,668,000
					422		1,600,000
					423		30,416,000
					425		320,000
					426		3,800,000
					482	,	90,000
					483		33,000
					512		200,000
							262,563,000
			0008				
					411	,	208,466,000
					412	()	41,796,000
					413		500,000
					414		500,000
					415		9,650,000
					416		1,350,000
					485		301,000
8.4							284,465,000
						8.4	
					01		274,710,000
					04		7,901,000
					13		1,854,000
	1604						284,465,000
		330					284,465,000
			0009				193,072,000
					411	,	120,593,000
					412	()	20,729,000
					413		1,120,000
					414		1,120,000
					415		13,585,000
					416		660,000
					421		11,945,000
					422		3,000,000
					423		7,555,000
					425		2,800,000
					426		8,890,000
					482	,	871,000
					483		204,000
							91,393,000
			0010				
					411	,	67,011,000
					412	()	11,488,000

/

1	2	3	4	5	6	7	8
					413		1,525,000
					414		4,102,000
					415		3,058,000
					416		2,705,000
					423		1,000
					426		1,000
					511		501,000
					512		1,001,000
8.5							1,794,217,000
						8.5	
					01		1,757,574,000
					04		31,039,000
					13		5,604,000
1604							1,794,217,000
	330						1,794,217,000
				0011			1,296,669,000
					411	,	()
					412		533,346,000
					413		91,457,000
					414		4,362,000
					415		1,670,000
					416		13,770,000
					421		2,810,000
					422		39,000,000
					423		4,500,000
					425		544,254,000
					426		10,000,000
					482	,	25,000,000
					483	,	1,500,000
						,	25,000,000
				0012			497,548,000
					411	,	()
					412		377,177,000
					413		64,687,000
					414		4,264,000
					415		24,102,000
					416		14,831,000
					423		1,324,000
					426		1,000
					485		1,000
							159,000
					511		1,001,000
					512		10,001,000
8.6							3,278,683,000
						8.6	
					01		3,199,668,000
					04		66,811,000
					13		12,204,000
1604							3,278,683,000
	330						3,278,683,000
				0013			2,285,083,000

/

1	2	3	4	5	6	7	8	
					411	,	()	1,007,745,000
					412			172,760,000
					413			5,000,000
					414			1,800,000
					415			29,400,000
					416			3,785,000
					421			82,560,000
					422			3,700,000
					423			862,233,000
					425			9,900,000
					426			41,000,000
					482	,	,	2,200,000
					483			63,000,000
				0014				993,600,000
					411	,	()	755,383,000
					412			129,566,000
					413			8,009,000
					414			50,702,000
					415			34,331,000
					416			3,517,000
					423			1,000
					426			1,000
					485			88,000
					511			501,000
					512			11,501,000
								993,356,000
9							9	
					01			993,356,000
	0606							842,356,000
		330						842,356,000
				0004				24,500,000
					422			4,000,000
					423			500,000
					485			20,000,000
								433,954,000
				0005				
					423			433,954,000
				0006				383,902,000
					411	,	()	227,317,000
					412			38,905,000
					413			1,000
					414			500,000
					415			7,820,000
					416			1,059,000
					421			18,000,000
					423			20,000,000
					424			300,000
					425			15,000,000
					426			27,000,000

/

1	2	3	4	5	6	7	8
					511		1,000,000
					512		18,000,000
					515		9,000,000
		1001					151,000,000
			330				151,000,000
				0039			151,000,000
					422		2,000,000
					423		3,000,000
					483		146,000,000
10							213,100,000
						10	
					01		209,818,000
					05		4,000
					06		2,000
					15		3,276,000
		1001					213,100,000
			133				213,100,000
				0009			208,300,000
					411	, ()	139,682,000
					412		23,906,000
					413		200,000
					414		2,462,000
					415		4,000,000
					416		900,000
					421		5,182,000
					422		6,950,000
					423		13,962,000
					425		546,000
					426		6,053,000
					462		1,800,000
					465		7,000
					482	, , ,	200,000
					485		50,000
					512		2,400,000
							4,800,000
				0010		, ()	
					421		200,000
					422		2,300,000
					423		2,100,000
					512		200,000
							212,405,000
11						11	
					01		212,405,000
		1001					212,405,000
			160				212,405,000
				0011			212,405,000
					411	, ()	138,237,000
					412		23,709,000
					413		300,000

/

1	2	3	4	5	6	7	8
					414		1,250,000
					415		2,700,000
					416		350,000
					421		6,400,000
					422		4,000,000
					423		19,734,000
					425		3,700,000
					426		5,300,000
					482	,	725,000
					512		4,950,000
					515		1,050,000
12							106,850,000
						12	
					01		95,784,000
					05		2,679,000
					06		1,000
					08		2,000
					15		8,384,000
1001							106,850,000
	160						106,850,000
				0012			94,809,000
					411	,	53,341,000
					412	()	9,520,000
					413		100,000
					414		900,000
					415		4,000,000
					416		300,000
					421		2,735,000
					422		2,380,000
					423		12,293,000
					424		410,000
					425		2,300,000
					426		5,300,000
					462		130,000
					482	,	200,000
					483		100,000
					512		700,000
					515		100,000
				4003		MOOT COURT	1,357,000
					422		650,000
					423		345,000
					465		362,000
				4005			495,000
					423		495,000
				4006		-	480,000
					423		480,000
				4007			1,000
					423		1,000
				4008			9,708,000
					421		1,000

/

1	2	3	4	5	6	7	8
					422		431,000
					423		9,262,000
					512		14,000
13							751,480,000
						13	
					01		751,458,000
					05		11,000
					06		11,000
	2304						751,480,000
		110					751,480,000
				0001			751,480,000
					411	, ()	573,590,000
					412		102,534,000
					413		1,000
					414		2,975,000
					415		14,000,000
					416		3,200,000
					421		21,002,000
					422		9,004,000
					423		4,208,000
					424		558,000
					425		3,500,000
					426		10,002,000
					462		250,000
					482	, , ,	1,701,000
					483		150,000
					485		1,000
					512		2,802,000
					515		2,002,000
14							46,524,000
						14	
					01		46,524,000
	2305						46,524,000
		110					46,524,000
				0001			46,524,000
					411	, ()	24,900,000
					412		4,400,000
					413		1,000
					414		1,000
					415		759,000
					416		1,000
					421		1,360,000
					422		2,600,000
					423		11,321,000
					425		100,000
					426		580,000
					483		1,000
					512		500,000
15							89,067,408,000

/

1	2	3	4	5	6	7	8
						15	
					01		88,307,730,000
					04		197,745,000
					05		74,684,000
					07		110,001,000
					08		47,607,000
					09		19,400,000
					13		24,000,000
					15		46,976,000
					56		239,265,000
15.0							88,560,928,000
						15.0	
					01		87,801,250,000
					04		197,745,000
					05		74,684,000
					07		110,001,000
					08		47,607,000
					09		19,400,000
					13		24,000,000
					15		46,976,000
					56		239,265,000
1403							565,813,000
	310						565,813,000
		0001				-	565,813,000
					411	,	()
					412		295,000,000
					413		54,498,000
					414		4,440,000
					415		6,800,000
					416		5,500,000
					421		1,300,000
					422		37,550,000
					423		5,150,000
					424		63,210,000
					425		22,815,000
					426		9,900,000
					482	,	10,400,000
					485	,	400,000
					511	,	100,000
					512		7,360,000
					515		18,360,000
1407							23,030,000
	310						6,426,185,000
		0003					6,426,185,000
					411	,	()
					412		4,205,000,000
					415		1,050,000,000
							126,712,000
							192,710,000
		4004				-	
					411	,	()
							26,000,000

/

1	2	3	4	5	6	7	8
					412		7,402,000
					423		412,000
					426		7,303,000
					485		2,470,000
					512		149,123,000
				5002			200,000,000
					512		200,000,000
				5003			450,000,000
					511		450,000,000
				5004			201,763,000
						2019-	
					2021		
					512		201,763,000
1408							17,412,179,000
							17,412,179,000
	310			0001			16,078,022,000
					411	,	() 2,818,861,000
					412		610,156,000
					413		62,000,000
					414		323,400,000
					415		68,171,000
					416		120,501,000
					421		1,199,502,000
					422		232,995,000
					423		592,417,000
					424		60,900,000
					425		584,873,000
					426		3,158,881,000
					441		100,000
					465		1,053,000
					481		25,000,000
					482	,	18,100,000
					483	,	1,268,793,000
					485	,	20,967,000
					511		628,136,000
					512		4,283,216,000
				0002		,	222,656,000
					413		23,000,000
					415		48,500,000
					422		86,156,000
					462		65,000,000
				0003			71,500,000
					413		7,000,000
					414		64,500,000
				5002		-	375,000,000
					512		375,000,000
				5003			275,000,000
					512		275,000,000

1	2	3	4	5	6	7	8
				5004			150,000,000
					512		150,000,000
				5005			60,000,000
					511		60,000,000
				5006		-	50,000,000
					512		50,000,000
				5007			1,000
					512		1,000
				5008			80,000,000
					512		80,000,000
				5009			50,000,000
					512		50,000,000
1409							59,803,089,000
	310						59,803,089,000
				0001			2,593,538,000
					411	,	()
					412		2,045,000,000
					415		510,000,000
					415		38,538,000
				0002			9,174,125,000
					411	,	()
					412		7,029,000,000
					415		1,800,000,000
					415		345,125,000
				0003			40,775,950,000
					411	,	()
					412		28,850,000,000
					413		6,820,000,000
					414		55,000,000
					415		450,000,000
					416		1,135,207,000
					421		140,000,000
					422		1,400,683,000
					423		170,000,000
					424		250,000,000
					425		45,060,000
					426		250,000,000
					482	,	1,200,000,000
					482	,	10,000,000
				5001		- II	2,488,000,000
					511		870,000,000
					512		1,618,000,000
				5004			175,000,000
					512		175,000,000
				5005		-	850,000,000
					512		850,000,000
				5007		-	250,000,000
					512		250,000,000

	1	2	3	4	5	6	7	8
								350,000,000
				5008			,	
					511			350,000,000
				5009				2,650,000,000
					512			2,650,000,000
				5010				300,000,000
					511			300,000,000
				5011				1,000
					512			1,000
				5012				100,000,000
					425			50,000,000
					512			50,000,000
				5013				50,000,000
					512			50,000,000
				7007		2013 -		28,295,000
					423			27,540,000
					485			631,000
					512			124,000
				7050		2014 -		18,180,000
						2014 - 2020		
					423			18,000,000
					485			180,000
	1410							4,353,662,000
		310						4,353,662,000
				0001				4,271,429,000
					411		()	3,260,000,000
					412			800,000,000
					415			211,429,000
				7018		2014 -		77,109,000
					423			59,100,000
					485			1,881,000
					512			16,128,000
				7030		2013 -		5,124,000
						2014 - 2020		
					423			5,073,000
					485			51,000
	15.1							506,480,000
						15.1		
					01			506,480,000
	1407							506,480,000
		310						506,480,000
				0002				6,480,000
					426			6,480,000
				5001			,	500,000,000
					512		,	500,000,000
								1,091,113,037,000

1	2	3	4	5	6	7	8
						16	
					01		1,049,126,616,000
					06		114,432,000
					10		9,000,000,000
					11		152,812,000
					12		30,000,000,000
					14		2,250,000,000
					15		245,868,000
					56		223,309,000
16.0							303,410,385,000
						16.0	
					01		266,723,924,000
					06		114,432,000
					10		9,000,000,000
					11		50,000,000
					12		25,000,000,000
					14		2,200,000,000
					15		236,000,000
					56		86,029,000
0606							4,899,108,000
	110						4,899,108,000
		0039					4,899,108,000
			483				4,899,108,000
0608							34,211,959,000
	180						34,211,959,000
		0001					34,211,959,000
			463				34,211,959,000
						34.191.959.000	
						(,, ,	
						. 62/06, 47/11, 93/12, 99/13, 125/14, 95/15, 83/16, 91/16, 104/16, 96/17,	
						89/18 95/18);	20.000.000
0613							60,000,000
	110						60,000,000
		7036					60,000,000
			512				45,000,000
			515				15,000,000
0702							6,769,403,000
	110						6,769,403,000
		5001					6,769,403,000
			541				6,769,403,000
0802						-	450,000,000
	090						450,000,000
		0010					450,000,000

1	2	3	4	5	6	7	8
					464		450,000,000
	0901						173,715,962,000
		090					173,715,962,000
			0001		464		150,295,962,000
							150,295,962,000
			0002		464		23,420,000,000
							23,420,000,000
	0902						20,214,008,000
		090					20,214,008,000
			0001		464		20,214,008,000
						200.000.000	20,214,008,000
						;	20.014.008.000
	1003						545,342,000
		110					427,162,000
			0003		424		427,162,000
							427,162,000
		160					118,180,000
			0001		485		118,180,000
							118,180,000
	2101						1,147,440,000
		160					1,147,440,000
			0005		481		1,147,440,000
							1,147,440,000
	2301						56,625,623,000
		110					56,625,623,000
			0004				45,674,635,000
					411	,	194,906,000
					412	()	33,427,000
					413		2,000,000
					414		4,500,000
					415		6,020,000
					416		8,324,000
					421		14,240,000
					422		11,745,000
					423		241,654,000
					424		7,300,000
					425		32,388,000
					426		35,406,000

/

1	2	3	4	5	6	7	8
					452		9,000,000,000
					462		61,000,000
					463		36,209,000
					482	,	2,705,000
					485		1,000,000
					511		67,801,000
					512		83,910,000
					515		390,100,000
					621		35,440,000,000
		0012					44,550,000
					411	,	22,016,000
					412		3,775,000
					415		1,060,000
					416		64,000
					421		20,000
					422		2,150,000
					423		1,000,000
					426		1,306,000
					515		13,159,000
		0013					98,177,000
					411	,	48,074,000
					412		8,245,000
					415		1,620,000
					416		13,500,000
					421		22,000
					422		3,692,000
					423		20,000,000
					426		1,024,000
					512		2,000,000
		0014					9,560,773,000
					411	,	115,286,000
					412		19,107,000
					415		4,204,000
					416		192,000
					421		24,379,000
					422		10,169,000
					423		53,460,000
					441		3,660,000
					444		125,400,000
					485		3,980,000
					512		936,000
					622		9,200,000,000
		0015					204,625,000
					411	,	127,401,000
					412		21,849,000
					415		5,171,000
					416		430,000
					421		28,574,000
					422		1,200,000

1	2	3	4	5	6	7	8
					483		20,000,000
				4001		2008 -	30,828,000
					515		30,828,000
				4003		-	31,672,000
					423		28,672,000
					512		3,000,000
				4004		-	5,759,000
					422		708,000
					423		4,600,000
					426		100,000
					512		351,000
				4005			114,223,000
					421		60,000
					422		19,769,000
					423		94,183,000
					426		120,000
					444		60,000
					512		31,000
				4006			50,000,000
					423		49,880,000
					444		120,000
				4007			60,003,000
					423		30,001,000
					512		1,000
					515		30,001,000
				5014			425,001,000
					423		35,001,000
					515		390,000,000
				5015			230,000,000
					515		230,000,000
				7003		2013 -	54,672,000
					422		1,041,000
					423		52,412,000
					485		1,219,000
				7061		2014 -	40,705,000
					421		59,000
					423		39,648,000
					426		5,000
					485		993,000
2302							46,566,000
						,	46,566,000
	110			0003			46,566,000
					411	,	() 34,150,000
					412		5,856,000
					415		1,200,000
					416		145,000
					421		20,000

1	2	3	4	5	6	7	8
					422		2,895,000
					423		2,300,000
		2303					22,974,000
			110			,	22,974,000
				0003			22,974,000
					411	, ()	16,760,000
					412		2,874,000
					415		500,000
					421		20,000
					422		2,820,000
		2402					4,702,000,000
			160				4,702,000,000
				0001			2,500,000,000
					499		2,500,000,000
				0002			2,000,000
					499		2,000,000
				4001			2,200,000,000
					621		2,200,000,000
16.1						16.1	6,732,664,000
					01		6,603,516,000
					15		2,868,000
					56		126,280,000
		2303					6,732,664,000
			110			,	6,732,664,000
				0001		,	5,090,096,000
					411	, ()	2,572,959,000
					412		441,183,000
					413		400,000
					414		21,181,000
					415		223,800,000
					416		23,200,000
					421		612,684,000
					422		38,200,000
					423		124,246,000
					424		24,229,000
					425		416,888,000
					426		354,011,000
					462		3,250,000
					482	, , ,	7,600,000
					483		100,000,000
					485		6,275,000
					512		118,190,000
					515		1,800,000
				0002			550,231,000
					421		48,766,000
					423		227,588,000

1	2	3	4	5	6	7	8
					424		1,000,000
					425		76,862,000
					426		46,860,000
					462		14,196,000
					512		42,787,000
					515		92,172,000
				4001		2013 -	122,937,000
					423		41,224,000
					485		2,362,000
					511		76,337,000
					512		3,014,000
				4002			110,809,000
					511		110,809,000
				5001			541,437,000
					511		541,437,000
				5006			75,900,000
					511		75,900,000
				5008			130,500,000
					511		130,500,000
				7010			33,618,000
					422		17,868,000
					462		15,750,000
				7018		2014 -	73,534,000
					423		4,682,000
					485		1,711,000
					511		67,141,000
				7030		2013 -	3,602,000
						2014 - 2020	
					423		3,525,000
					485		77,000
							9,985,499,000
16.2						16.2	
					01		9,947,499,000
					11		20,000,000
					15		7,000,000
					56		11,000,000
				2302			9,985,499,000
				110			9,985,499,000
				0001			8,484,644,000
					411		4,693,329,000
					412		821,391,000
					413		42,106,000
					414		36,642,000
					415		140,261,000
					416		50,143,000
					421		851,846,000
					422		18,014,000

/

1	2	3	4	5	6	7	8
					423		438,056,000
					424		22,034,000
					425		313,690,000
					426		279,665,000
					441		10,000
					444		10,000
					462		4,987,000
					482	,	129,772,000
					483	,	139,874,000
					485	,	15,914,000
					511		104,400,000
					512		208,000,000
					515		174,500,000
				0002			953,647,000
					411	()	510,373,000
					412		87,571,000
					413		7,376,000
					415		9,265,000
					416		3,523,000
					421		150,773,000
					422		6,923,000
					423		68,943,000
					424		3,900,000
					425		55,500,000
					426		49,500,000
				4001			50,000,000
					423		30,000,000
					512		10,000,000
					515		10,000,000
				5001		e	241,208,000
					511		20,000,000
					512		70,000,000
					515		151,208,000
				5002			226,000,000
					511		226,000,000
				7010			30,000,000
					422		18,000,000
					462		12,000,000
16.3							4,126,716,000
						16.3	
					01		4,126,716,000
	2301						4,126,716,000
							4,126,716,000
		110					2,083,382,000
				0008			
					411	()	1,055,408,000
					412		181,028,000
					413		1,000,000
					414		16,090,000
					415		46,351,000

/

1	2	3	4	5	6	7	8
					416		8,116,000
					421		531,290,000
					422		8,840,000
					423		66,452,000
					424		1,210,000
					425		49,745,000
					426		73,000,000
					462		1,300,000
					482	,	1,600,000
					483	,	1,600,000
					485	,	2,100,000
					512		38,252,000
		0009					614,450,000
					421		37,850,000
					423		319,460,000
					425		21,000,000
					426		21,249,000
					512		67,791,000
					515		147,100,000
		4002					111,884,000
					511		111,884,000
		5002					70,000,000
					423		10,000,000
					515		60,000,000
		5005					195,000,000
					423		20,000,000
					512		78,500,000
					515		96,500,000
		5006					120,000,000
					423		40,000,000
					515		80,000,000
		5008				” ”	10,000,000
					515		10,000,000
		5009					42,000,000
					512		42,000,000
		5012			-		595,000,000
					423		165,000,000
					512		80,000,000
					515		350,000,000
		5013			-		285,000,000
					423		40,000,000
					512		70,000,000
					515		175,000,000
16.4							47,344,000
						16.4	
					01		47,344,000
2301							47,344,000
	420						47,344,000

1	2	3	4	5	6	7	8
							47,344,000
				0010			
					411	,	() 21,715,000
					412		3,723,000
					413		200,000
					414		273,000
					415		780,000
					416		70,000
					421		2,466,000
					422		894,000
					423		13,765,000
					424		412,000
					425		350,000
					426		1,059,000
					512		1,637,000
16.5							120,475,000
						16.5	
					01		120,475,000
	2301					,	120,475,000
		133					120,475,000
				0011			120,475,000
					411	,	() 45,414,000
					412		7,788,000
					413		81,000
					414		493,000
					415		2,577,000
					416		200,000
					421		9,931,000
					422		5,877,000
					423		8,668,000
					424		1,000
					425		750,000
					426		2,214,000
					482	,	101,000
					483		1,000
					485		1,000
					511		200,000
					512		4,681,000
					515		31,497,000
16.6							22,000,000
						16.6	
					01		22,000,000
	1510						22,000,000
		410					22,000,000
				0005		,	22,000,000
					411	,	() 12,651,000
					412		2,170,000
					413		20,000
					414		1,005,000

/

1	2	3	4	5	6	7	8
					415		470,000
					421		540,000
					422		745,000
					423		2,719,000
					425		210,000
					426		1,190,000
					482	,	120,000
					512		160,000
16.7							766,238,279,000
						16.7	
					01		761,155,467,000
					11		82,812,000
					12		5,000,000,000
2201							766,238,279,000
	110					,	1,755,267,000
		0005					1,755,267,000
					411	,	43,294,000
					412	()	7,475,000
					413		1,000
					414		1,950,000
					415		1,500,000
					416		4,500,000
					421		8,060,000
					422		6,375,000
					423		110,940,000
					424		700,000
					425		1,500,000
					426		5,700,000
					462		1,000
					482	,	220,000
					483		50,000
					511		1,000
					512		8,500,000
					515		4,500,000
					622		1,550,000,000
	170						764,483,012,000
		0001					393,733,000,000
					441		53,733,000,000
					611		340,000,000,000
		0002					350,831,012,000
					442		50,353,600,000
					444		3,477,412,000
					612		297,000,000,000
		0003					19,755,400,000
					443		2,458,800,000
					444		296,600,000
					613		17,000,000,000
		0004					163,600,000
					444		163,600,000

/

1	2	3	4	5	6	7	8
16.8							287,871,000
						16.8	
	0902				01		287,871,000
							287,871,000
		410					287,871,000
				0002			287,871,000
					411	,	()
					412		36,800,000
					414		6,410,000
					415		932,000
					421		1,106,000
					422		930,000
					423		614,000
					424		90,039,000
					425		307,000
					426		973,000
					482	,	750,000
					483	,	50,000
					512	,	300,000
					515	,	115,660,000
							33,000,000
16.9							50,000,000
						16.9	
	1003				14		50,000,000
							50,000,000
		160					50,000,000
				0002			50,000,000
					485		50,000,000
16.10							91,804,000
						16.10	
					01		91,804,000
	2301						91,804,000
							91,804,000
		110					91,804,000
				0016			91,804,000
					411	,	()
					412		37,468,000
					413		6,481,000
					414		454,000
					415		493,000
					416		1,101,000
					421		200,000
					422		2,531,000
					423		1,963,000
					424		30,200,000
					425		66,000
					426		810,000
					462		2,235,000
					482	,	13,000
					483	,	228,000
						,	127,000

1	2	3	4	5	6	7	8
					485		250,000
					511		2,000
					512		6,181,000
					515		1,001,000
17							7,493,256,000
						17	
					01		7,484,517,000
					05		8,147,000
					08		592,000
17.0							1,731,715,000
						17.0	
					01		1,731,715,000
	0301						1,731,715,000
		110					1,731,715,000
				0001			26,000,000
					422		22,000,000
					423		2,500,000
					424		1,500,000
				0002			340,200,000
					421		200,000
					462		340,000,000
				0003			1,365,515,000
					411	, ()	688,181,000
					412		238,492,000
					413		5,000,000
					414		5,000,000
					415		26,000,000
					416		9,000,000
					421		109,742,000
					422		72,000,000
					423		87,000,000
					424		3,000,000
					425		29,000,000
					426		47,100,000
					482	, , ,	2,000,000
					483		1,000,000
					485		1,000,000
					511		9,000,000
					512		22,000,000
					515		11,000,000
17.1							5,603,702,000
						17.1	
					01		5,594,963,000
					05		8,147,000
					08		592,000
	0302						5,603,702,000
		113					5,603,702,000
				0001			3,981,022,000

/

1	2	3	4	5	6	7	8
					411	,	378,403,000
					414		55,000,000
					415		2,534,960,000
					421		330,919,000
					422		74,000,000
					423		538,739,000
					424		32,000,000
					426		36,000,000
					482	,	1,000,000
					485		1,000
				0003		-	411,600,000
					421		35,000,000
					425		97,000,000
					511		180,000,000
					512		99,000,000
					515		600,000
				0004		-	141,000,000
					421		50,000,000
					425		30,000,000
					426		35,000,000
					512		26,000,000
				0005		-	667,080,000
					421		667,080,000
				0006		-	275,000,000
					421		275,000,000
				5001		-a ()	80,000,000
					511		80,000,000
				5002		-	48,000,000
					()		
					511		48,000,000
17.2							157,839,000
						17.2	
					01		157,839,000
1902							157,839,000
							157,839,000
			410				54,567,000
				0001			
					411	,	20,753,000
					412		3,674,000
					413		300,000
					414		1,089,000
					415		1,200,000
					416		200,000
					421		4,320,000
					422		2,340,000
					423		7,470,000
					424		300,000
					425		500,000
					426		1,800,000
					481		10,000,000

/

1	2	3	4	5	6	7	8
					482	,	120,000
					483	,	1,000
					512	,	500,000
				0002			103,272,000
					421		1,080,000
					422		1,350,000
					423		5,310,000
					424		4,230,000
					426		900,000
					481		90,402,000
18							1,129,967,000
						18	
					01		679,406,000
					05		205,000
					15		24,622,000
					56		425,734,000
0601							325,550,000
							325,550,000
			110			,	
				0001			58,769,000
					411	()	29,172,000
					412		4,628,000
					415		2,081,000
					416		90,000
					421		3,609,000
					422		4,205,000
					423		14,921,000
					426		63,000
				0005			82,606,000
					411	()	13,364,000
					412		2,296,000
					415		421,000
					416		160,000
					421		15,000
					422		1,600,000
					423		64,750,000
				0006			120,738,000
					411	()	25,243,000
					412		4,330,000
					414		1,843,000
					415		768,000
					416		80,000
					421		3,915,000
					422		9,716,000
					423		60,896,000
					424		1,000,000
					425		1,350,000
					426		5,340,000
					482	,	150,000
					483	,	50,000

/

1	2	3	4	5	6	7	8	
					485		350,000	
					512		4,977,000	
					515		730,000	
				0007			42,446,000	
					411	,	()	14,359,000
					412			2,464,000
					415			443,000
					416			90,000
					421			525,000
					422			1,775,000
					423			18,190,000
					426			100,000
					481			4,500,000
				0008				20,991,000
					416			1,461,000
					422			620,000
					423			18,910,000
								804,417,000
0602								804,417,000
	110					,		
				0001		,	,	129,310,000
					411	,	()	31,347,000
					412			4,735,000
					415			2,288,000
					416			80,000
					421			3,860,000
					422			1,690,000
					423			85,310,000
				0004				38,637,000
					411	,	()	26,286,000
					412			4,507,000
					415			689,000
					416			80,000
					421			25,000
					422			2,550,000
					423			3,400,000
					425			100,000
					465			1,000,000
				0005				8,360,000
					411	,	()	5,666,000
					412			976,000
					415			153,000
					421			30,000
					422			1,535,000
				4002		-	-	46,692,000
					421			724,000
					422			7,071,000

/

1	2	3	4	5	6	7	8
					423		30,738,000
					425		296,000
					426		1,000,000
					465		5,760,000
					482	,	112,000
					512		991,000
				4003		-	65,584,000
					421		361,000
					422		4,637,000
					423		42,882,000
					425		450,000
					426		604,000
					465		10,000,000
					482	,	112,000
					512		6,538,000
				4004		-	29,173,000
					421		1,060,000
					422		1,313,000
					423		17,202,000
					425		168,000
					426		310,000
					465		8,000,000
					482	,	50,000
					512		1,070,000
				4005		-	30,609,000
					421		891,000
					422		2,185,000
					423		19,105,000
					425		134,000
					426		340,000
					465		7,260,000
					482	,	44,000
					512		650,000
				4007		-	755,000
							2007-2013
					465		755,000
				4008		-	25,658,000
					421		66,000
					422		3,572,000
					423		12,369,000
					425		20,000
					426		20,000
					465		9,500,000
					482	,	10,000
					512		101,000
				4009		-	8,491,000
					421		42,000
					422		1,958,000
					423		5,166,000

/							
1	2	3	4	5	6	7	8
					425		5,000
					426		100,000
					465		1,200,000
					512		20,000
				4010		-	38,440,000
						-	
						2014-2020	
					421		672,000
					422		3,658,000
					423		17,457,000
					425		227,000
					426		110,000
					465		16,191,000
					482	,	100,000
					512		25,000
				4012			10,252,000
						-	
						2016-2020	
					421		241,000
					422		682,000
					423		5,799,000
					425		155,000
					426		120,000
					465		2,994,000
					482	,	10,000
					512		251,000
				4013			23,447,000
						-	
						2013 -	
						2014 - 2020	
					421		103,000
					422		10,209,000
					423		12,404,000
					426		212,000
					512		519,000
				7010			31,980,000
					423		31,200,000
					485		780,000
				7030			308,173,000
					423		301,539,000
					485		6,634,000
				7061			8,856,000
					423		8,640,000
					485		216,000
							103,088,585,000
						19	
					01		101,123,320,000
					04		278,080,000
					08		16,667,000
					09		859,806,000
					13		755,372,000
					15		55,340,000
							101,734,669,000

/

1	2	3	4	5	6	7	8
						19.0	
					01		100,640,007,000
					04		230,580,000
					08		16,667,000
					09		432,000,000
					13		360,075,000
					15		55,340,000
1703							101,734,669,000
	210						101,683,416,000
		0001					48,769,773,000
					411	,	()
					412		280,604,000
					413		49,578,000
					415		45,680,000
					416		45,600,000
					421		264,000,000
					422		3,864,588,000
					423		1,250,704,000
					424		1,267,277,000
					425		901,620,000
					426		2,587,047,000
					462		5,296,588,000
					472		6,643,000
					481		449,033,000
					482	,	7,000,000
					485	,	17,742,000
					511	,	2,883,000,000
					512		2,008,510,000
					515		27,427,850,000
					541		106,708,000
		0002					10,001,000
					413		1,552,098,000
					421		6,720,000
					422		10,269,000
					423		79,497,000
					424		4,337,000
					425		1,026,709,000
					426		114,738,000
					512		239,828,000
		0003					70,000,000
					411	,	40,309,960,000
					412		29,032,901,000
					414		6,295,572,000
					415		365,000,000
					464		4,176,487,000
		4001					440,000,000
					512		240,000,000
		4008					240,000,000
					512		10,591,585,000
		4009					10,591,585,000
						-25	70,000,000
					511		70,000,000

1	2	3	4	5	6	7	8
				4011		.	150,000,000
					511		150,000,000
		220		0004			51,253,000
					421		2,000,000
					422		41,678,000
					425		6,575,000
					426		1,000,000
19.1							79,103,000
						19.1	
					09		3,806,000
					13		75,297,000
	1703						79,103,000
		250					79,103,000
				0005			79,102,000
					511		79,102,000
				4002			1,000
					621		1,000
19.2							650,000,000
						19.2	
					09		400,000,000
					13		250,000,000
	1703						650,000,000
		250					650,000,000
				0006			650,000,000
					512		650,000,000
19.3							146,501,000
						19.3	
					01		5,001,000
					04		47,500,000
					09		24,000,000
					13		70,000,000
	1703						146,501,000
		250					146,501,000
				0007			146,501,000
					416		16,000,000
					422		1,500,000
					423		3,500,000
					424		14,000,000
					425		23,001,000
					426		4,000,000
					512		82,000,000
					515		2,500,000
19.4							478,312,000
						19.4	
					01		478,312,000
	1703						478,312,000

1	2	3	4	5	6	7	8
			250				478,312,000
				0008			478,312,000
					421		93,323,000
					425		57,385,000
					513		327,604,000
20							1,984,717,000
						20	
					01		1,873,315,000
					05		76,053,000
					06		14,351,000
					15		98,000
					56		20,900,000
	20.0						1,465,352,000
						20.0	
					01		1,353,950,000
					05		76,053,000
					06		14,351,000
					15		98,000
					56		20,900,000
		0607					662,365,000
			111				483,657,000
				0001			53,528,000
					411	,	() 26,948,000
					412		4,622,000
					413		100,000
					414		400,000
					415		800,000
					416		536,000
					421		1,210,000
					422		850,000
					423		2,482,000
					425		3,060,000
					426		2,280,000
					482	,	400,000
					512	,	9,840,000
				0006			73,440,000
					411	,	() 19,505,000
					412		3,345,000
					422		154,000
					423		5,436,000
					463		45,000,000
				0007			51,461,000
					411	,	() 12,487,000
					412		2,142,000
					422		720,000
					423		36,112,000
				0010			252,000,000
					451		252,000,000
				0011			53,228,000

/

1	2	3	4	5	6	7	8	
					411	,	()	9,477,000
					412			1,625,000
					416			14,850,000
					422			1,376,000
					423			25,900,000
			411					178,708,000
				0009				178,708,000
					411	,	()	39,904,000
					412			6,992,000
					413			500,000
					414			900,000
					415			10,328,000
					416			418,000
					421			7,580,000
					422			4,559,000
					423			62,317,000
					424			10,810,000
					425			6,440,000
					426			14,210,000
					482	,	,	200,000
					483			499,000
					485			1,000
					512			11,250,000
					515			1,800,000
			0608					479,757,000
				110			,	479,757,000
				0002				53,237,000
					411	,	()	13,617,000
					412			2,335,000
					422			502,000
					423			36,782,000
					465			1,000
				0003				5,228,000
					416			1,200,000
					422			106,000
					423			3,922,000
				0005				2,295,000
					422			1,570,000
					423			725,000
				4001				53,000,000
					462			53,000,000
				4002				76,052,000
					-		2016-2019	
					422			5,268,000
					423			57,759,000
					463			12,638,000
					515			387,000
				4003				289,945,000
					-			
					423			42,820,000

/

1	2	3	4	5	6	7	8
					426		247,125,000
	0613						294,698,000
		111					294,698,000
			0002				211,110,000
				414			191,608,000
				422			1,365,000
				423			18,037,000
				444			100,000
			0003			-	25,570,000
				411		()	16,535,000
				412			2,836,000
				422			1,279,000
				423			4,920,000
			0004			-	17,850,000
				462			17,850,000
			0005				5,081,000
				422			321,000
				423			1,760,000
				462			3,000,000
			0006				13,509,000
				422			4,000
				423			13,505,000
			7019			2014 -	21,578,000
				422			156,000
				424			20,900,000
				485			522,000
	1001						28,532,000
		111					28,532,000
			0001				25,168,000
				411		()	12,490,000
				412			2,143,000
				422			1,873,000
				423			8,662,000
			0015				3,364,000
				422			529,000
				423			2,835,000
20.1							30,000,000
						20.1	
				01			30,000,000
	1001						30,000,000
		160					30,000,000
			0002				30,000,000
				424			6,000,000
				481			24,000,000
20.2							489,365,000
						20.2	
				01			489,365,000
	0608						489,365,000

	1	2	3	4	5	6	7	8
				180				489,365,000
					0004			489,365,000
21						463		489,365,000
							21	32,370,923,000
						01		20,058,300,000
						04		229,733,000
						06		5,500,000
						11		11,952,925,000
						13		16,505,000
						15		46,000
						56		107,914,000
21.0							21.0	31,794,389,000
						01		19,733,550,000
						11		11,952,925,000
						56		107,914,000
1503								53,662,000
				410				53,662,000
					0001			31,843,000
						411	()	24,227,000
						412		4,156,000
						414		600,000
						415		1,500,000
						416		160,000
						422		1,200,000
					7015		2013 -	21,819,000
						485		680,000
						512		21,139,000
1505								2,248,630,000
				411				1,298,630,000
					0105		-	749,000
						551		749,000
					0304			9,784,000
						551		9,784,000
					0848		-	58,641,000
						551		58,641,000
					0901			10,163,000
						551		10,163,000
					4001			922,856,000
						444		5,000,000

	1	2	3	4	5	6	7	8
						511		917,856,000
						EIB 8;	-	-
						-EIB 9;	-	-
						(EIB 10)		
						" 5/17)	-	("
		4002						4,608,000
					511			4,608,000
		4004						291,829,000
					511			291,829,000
							2017.	;
							2019.	,
		474						950,000,000
		0004						70,000,000
					424			20,000,000
					463			50,000,000
		4005						30,000,000
					463			30,000,000
		5036						850,000,000
					621			850,000,000
1508								1,163,731,000
		410						1,163,731,000
		0001						23,573,000
					411		()	18,346,000
					412			3,147,000
					414			600,000
					415			700,000
					416			180,000
					422			600,000
		0002						103,249,000
					411		()	80,264,000
					412			13,765,000
					414			2,000,000
					415			3,200,000

/

1	2	3	4	5	6	7	8
					416		520,000
					422		3,500,000
				0003			197,199,000
					411	,	()
					412		43,656,000
					414		7,463,000
					415		1,800,000
					416		2,100,000
					422		180,000
					424		2,000,000
							140,000,000
				0004			402,988,000
					411	,	()
					412		52,468,000
					413		8,999,000
					414		1,400,000
					415		2,000,000
					416		4,581,000
					421		160,000
					422		29,000,000
					423		3,200,000
					425		97,000,000
					426		9,480,000
					462		14,700,000
					482	,	7,000,000
					483	,	10,000,000
					485	,	150,000,000
					512		1,000,000
				4002			12,000,000
							350,000,000
					621		350,000,000
				4003			3,000,000
					423		3,000,000
				7046		2013 -	2
					423		83,722,000
					485		82,065,000
							1,657,000
1509							14,172,144,000
				410			14,172,144,000
				4002			3,032,000,000
					423		132,000,000
					451		2,900,000,000
				4003			25,000,000

	1	2	3	4	5	6	7	8
						424		25,000,000
					4004			10,000,000
						481		10,000,000
					4005		III	10,965,484,000
						621		10,965,484,000
					7023		2014 -	36,660,000
						423		35,880,000
						485		780,000
					7040		2014 -	103,000,000
						462	- COSME	103,000,000
								103,000,000
1510								14,156,222,000
					410			14,156,222,000
					0001			800,000,000
						424		800,000,000
					0002			50,000,000
						454		50,000,000
							(,, " .42/11, 46/11 84/11)	
							(,, " .20/12, 123/12, 14/13 60/13)	
					0003			11,804,023,000

1	2	3	4	5	6	7	8
					454		11,799,023,000

1	2	3	4	5	6	7	8
							Fiat
					Group Automobiles S.p.A;	Air Serbia;	
						: MEI TA EUROPE ;	
					APTIV MOBILITI SERVICES ; NCR ; JOHNSON		
					ELECTRIC ; LEONI WIRING SYSTEMS ; YAZAKI		
					; CHIPS WAY ; INTEGRATED MICRO ELECTRONICS		
					; SOYLEMEZ RUBBER&PLASTICS ; GRUNER		
					; SUPER SHOE COMPANY ; GRAMMER SYSTEM		
					; NORMA ; DEOFOR EAST ; ZOPPAS		
					INDUSTRIES SERB ; TRELLEBORG WHEEL SYSTEMS		
					SERBIA DOO ; STEFANO PRIMO ; FUSH ;		
					BERTEKS TEXTILE ; PAPIR PRINT ;		
					PRIMEVIGILANCE ; CONTINENTAL AUTOMOTIVE		
					; ESSEX BALKAN ; ELDISY SERBIA ; VORWERK		
					DRIVETEC SERBIA ; VORWERK AUTOTEC SERBIA ;		
					MDG ; BIZLINK TECHNOLOGY SRB ;		
					EUROTAY ; ALFA TECHNICS ; KENTAUR		
					BALKANS ; JELA JAGODINA ; EUROCONFORT JUG		
					; VITA ASISTENT DOO ; ALCO GROUP HOTELI		
					D.O.O. ; ; -		
					; ; PROMONT ;		
					ADIANT AUTOMOTIVE ; P&T DESIGN ;		
					SINTERFUSE ; TRENDTEX ; TIM COP		
					; TEKLAS AUTOMOTIVE ; ZG LIGHTING SRB		
					; LA LINEA VERDE ; CONTITECH FLUID ;		
					APTIV PACKARD d.o.o. ; LIVNICA PRECIZNIH ODLIVAKA		
					; METECH d.o.o. ; NOVARES Serbia d.o.o. ;		
					S.H.E. Superior Heating Elements d.o.o. ; ;		
					TONANTI d.o.o. ; TRISTREL DOO ; MILOTEX DOO		
					; AMPHENOL AUTOMOTIVE TECHNOLOGY d.o.o.		
					; KNOTT-AUTOFLEX YUG DOO ;		
					; SPINTEC PRECISION d.o.o. ; TRIDONIC SRB		
					d.o.o. ; ZF SERBIA d.o.o. ; THERMOWOOL d.o.o. ;		
					FEKA AUTOMOTIVE d.o.o. ; MODINE SRB DOO		
					; VERDI FASHION INTERNATIONAL DOO ;		
					ENTERPRISES EAST doo ; H&S FRUITS DOO ; ELLIS		
					; VIBAC BALCANI d.o.o.		
					a		
					463		5,000,000
				4001			602,199,000
					621		602,199,000
				4002			900,000,000
					454		900,000,000
				21.1			220,087,000
						21.1	
					01		214,541,000
					06		5,500,000
					15		46,000
				1503			220,087,000
				130			220,087,000
				0004			199,499,000
					411	, ()	87,126,000
					412		15,592,000
					413		561,000
					414		724,000
					415		3,340,000
					416		600,000

/

1	2	3	4	5	6	7	8
					421		7,609,000
					422		6,346,000
					423		23,734,000
					424		8,000,000
					425		8,400,000
					426		9,847,000
					462		10,500,000
					482	,	800,000
					483	,	1,000
					485	,	61,000
					511		600,000
					512		15,658,000
				0005			20,588,000
					411	()	8,116,000
					412		1,452,000
					414		150,000
					415		400,000
					422		1,500,000
					425		240,000
					426		800,000
					462		680,000
					512		7,000,000
					515		250,000
21.2							155,205,000
						21.2	
					01		96,230,000
					04		51,890,000
					13		7,085,000
1503							155,205,000
							155,205,000
							155,205,000
					411	()	64,342,000
					412		11,004,000
					414		1,330,000
					415		2,004,000
					416		240,000
					421		13,456,000
					422		3,130,000
					423		11,497,000
					424		100,000
					425		5,510,000
					426		3,195,000
					462		26,801,000
					482	,	579,000
					512	,	8,520,000
					515	,	3,497,000
21.3							201,232,000
						21.3	
					01		13,969,000
					04		177,843,000
					13		9,420,000

/

1	2	3	4	5	6	7	8
		1503					201,232,000
			130				201,232,000
				0002			201,232,000
					411	,	() 75,116,000
					412		12,883,000
					414		1,385,000
					415		1,950,000
					416		1,600,000
					421		3,638,000
					422		7,000,000
					423		80,360,000
					424		550,000
					425		950,000
					426		6,150,000
					462		3,350,000
					482	,	550,000
					512		3,750,000
					515		2,000,000
							10,000
	21.4					21.4	
					01		10,000
		1510					10,000
			110				10,000
				0004			10,000
					411	,	() 1,000
					412		1,000
					415		1,000
					421		1,000
					422		1,000
					423		1,000
					425		1,000
					426		1,000
					482	,	1,000
					512		1,000
							103,633,309,000
	22					22	
					01		69,698,322,000
					05		3,200,000
					06		672,223,000
					11		31,177,007,000
					15		1,200,473,000
					56		882,084,000
							102,765,287,000
	22.0					22.0	
					01		69,144,851,000
					06		672,223,000
					11		31,177,007,000
					15		1,200,373,000
					56		570,833,000

1	2	3	4	5	6	7	8
		0701					32,491,739,000
			450				32,491,739,000
				0001			13,995,642,000
					411	()	52,222,000
					412		9,365,000
					414		600,000
					415		1,955,000
					423		18,500,000
					451		13,898,000,000
					463		15,000,000
				0002			15,409,416,000
					411	()	9,745,000
					412		1,672,000
					414		600,000
					415		450,000
					423		21,000,000
					451	20,000,000	14,975,949,000
					454		100,000,000
					463		300,000,000
				0003			63,772,000
					411	()	48,214,000
					412		8,258,000
					414		600,000
					415		4,200,000
					423		2,500,000
				0004			857,232,000
					411	()	14,624,000
					412		2,508,000
					414		600,000
					415		700,000
					423		4,800,000
					424		600,000,000

	1	2	3	4	5	6	7	8
						451		234,000,000
					0005			1,478,118,000
						411	()	45,499,000
						412		7,771,000
						413		2,500,000
						414		5,868,000
						415		3,500,000
						416		2,000,000
						421		25,626,000
						422		20,000,000
						423		115,500,000
						424		37,000,000
						425		33,049,000
						426		26,400,000
						462		30,000,000
						481		10,000,000
						482	,	3,405,000
						483	,	1,065,000,000
						512		30,000,000
						515		15,000,000
					4001		-	3,600,000
						422		1,200,000
						423		2,400,000
					7011		2013 -	210,597,000
						423		34,271,000
						424		172,069,000
						485		4,257,000
					7024		2014 -	34,968,000
						423		34,224,000
						485		744,000
					7030		2013 - 2014 - 2020	5,945,000
						423		5,819,000
						485		126,000
					7052		2014-2020	5,790,000
						421		290,000
						422		1,500,000
						423		4,000,000
					7060		2015	426,659,000
						423		77,242,000
						485		12,188,000
						511		337,229,000
					0702			69,663,609,000
					450			69,663,609,000
					0001			280,187,000
						411	()	16,714,000

1	2	3	4	5	6	7	8
					412		3,173,000
					414		500,000
					415		800,000
					423		71,500,000
					511		187,500,000
5002		1.11	-				446,000,000
					511		446,000,000
5003			-763			-	12,440,897,000
					511		12,440,897,000
5008			I			-	22,000,000
					511		22,000,000
							19,440,000
5010							
						I	
					511		19,440,000
5015			-				3,470,000,000
					511		3,470,000,000
5017						-75,	1,730,000,000
					511		1,730,000,000
5018			-763,			-	5,500,000,000
					511		5,500,000,000
5019						E-70/E-75,	6,170,000,000
						(4, 5	
					6)		
					511		6,170,000,000
5020			-80,			:	1,468,687,000
			-75,			-	
					511		1,468,687,000
							1,420,781,000
5021			-75,			:	
						-80	
					511		1,420,781,000
5022			-80,			:	1,000,000,000
			()-			-	
					511		1,000,000,000
5023							2,000,000,000
					511		2,000,000,000
5025							7,809,402,000
					511		7,809,402,000
5026						(III i V)	106,770,000
					621		106,770,000
5027						- , :	150,000,000
					511		150,000,000
5028						- -	627,000,000
					511		627,000,000
5034			-763,			:	3,300,000,000
					511		3,300,000,000

1	2	3	4	5	6	7	8
				5035		-761, :	15,000,000,000
					511		15,000,000,000
				5036			1,200,001,000
					463		1,176,500,000
					511		23,501,000
				5038		” 1”	1,043,450,000
					511		1,043,450,000
				5039		-	29,750,000
					511		29,750,000
				5040		VTS VHF -	169,243,000
					511		169,243,000
				5041			75,000,000
					511		75,000,000
				5043		-761 -	1,950,000,000
					511		1,950,000,000
				5044		II , 203, -	1,350,000,000
					511		1,350,000,000
				5045		- -	600,000,000
					511		600,000,000
				5046			100,000,000
					511		100,000,000
				5047			24,000,000
					621		24,000,000
				5048		-763, :	100,000,000
					511		100,000,000
				5051			61,000,000
					511		61,000,000
				5053			1,000
					511		1,000
1101							609,939,000
	620						609,939,000
				0001			206,969,000
					411	, ()	27,887,000
					412		5,182,000
					414		400,000
					415		1,500,000
					423		12,000,000
					463		30,000,000
					511		130,000,000
				0002			101,533,000
					411	, ()	23,438,000
					412		4,195,000
					414		400,000
					415		1,500,000
					423		72,000,000
				0003		,	47,710,000

/								
1	2	3	4	5	6	7	8	
					411	,	()	19,348,000
					412			3,462,000
					414			500,000
					415			1,000,000
					423			23,400,000
				0004				28,812,000
					411	,	()	19,079,000
					412			3,233,000
					414			500,000
					415			1,100,000
					423			4,900,000
				0005			,	64,915,000
					411	,	()	16,791,000
					412			2,924,000
					414			600,000
					415			1,100,000
					423			5,000,000
					424			33,500,000
					463			5,000,000
				4003			,	160,000,000
					511			160,000,000
22.1								70,562,000
							22.1	
					01			70,562,000
	0701							70,562,000
		450						70,562,000
				0006				70,562,000
					411	,	()	29,527,000
					412			5,284,000
					413			150,000
					414			973,000
					415			1,600,000
					416			100,000
					421			6,031,000
					422			2,841,000
					423			11,010,000
					424			710,000
					425			1,100,000
					426			5,141,000
					462			80,000
					482	,	,	350,000
					483			50,000
					485			50,000
					512			5,020,000
					515			545,000
22.2								797,460,000
							22.2	
					01			482,909,000

1	2	3	4	5	6	7	8
					05		3,200,000
					15		100,000
					56		311,251,000
	0701						797,460,000
		450					797,460,000
			0008				201,183,000
					411	,	()
					412		10,294,000
					413		101,000
					414		35,000
					415		18,651,000
					416		600,000
					421		20,010,000
					422		5,050,000
					423		21,404,000
					424		450,000
					425		15,090,000
					426		40,850,000
					462		300,000
					482	,	300,000
					483	,	1,000
					485	,	1,000
					511		601,000
					512		12,180,000
					515		200,000
				7006		2013 -	586,867,000
					423		122,240,000
					485		10,371,000
					511		419,919,000
					512		34,337,000
				7052		2014-2020	9,410,000
					422		3,200,000
					423		6,200,000
					512		10,000
							19,909,640,000
						23	
					01		15,809,708,000
					04		2,599,288,000
					06		80,830,000
					08		9,202,000
					11		1,211,102,000
					13		93,016,000
					15		5,429,000
					56		101,065,000
							5,190,813,000
						23.0	
					01		3,717,500,000
					04		197,319,000
					06		35,040,000
					11		1,191,152,000

23

23.0

1	2	3	4	5	6	7	8
					13		46,202,000
					15		3,600,000
	1001						395,000,000
		110					395,000,000
			0003				385,000,000
				483			300,000,000
				485			85,000,000
			0004				10,000,000
				472			10,000,000
	1602						4,795,813,000
		330					3,750,675,000
			0005				1,241,521,000
				413			28,830,000
				414			168,002,000
				415			1,000
				416			34,423,000
				421			8,001,000
				423			521,389,000
				425			20,001,000
				426			1,000
				463			3,789,000
				481			456,212,000
				482			1,000
				483			845,000
				485			25,000
				512			1,000
			5006				203,001,000
				512			203,001,000
			5007			” ”	1,191,152,000
				444			504,000
				511			915,985,000
				512			274,663,000
			5009			-	50,000,000
				511			50,000,000
			5010			-	100,001,000
				511			100,001,000
			5011			-	950,000,000
				511			950,000,000
			5027				15,000,000
				511			15,000,000
		360					1,045,138,000
			0006			a	43,640,000
				422			1,200,000
				423			41,000,000
				512			1,440,000
			0010				1,001,498,000

/

1	2	3	4	5	6	7	8	
					411	,	()	147,219,000
					412			25,271,000
					413			2,500,000
					414			3,000,000
					415			7,005,000
					416			1,500,000
					421			8,000,000
					422			39,000,000
					423			105,002,000
					425			2,000,000
					426			11,000,000
					462			45,500,000
					482	,	,	2,500,000
					483			600,000,000
					485			1,000
					512			2,000,000
23.1								13,296,977,000
						23.1		
					01			10,684,538,000
					04			2,401,969,000
					06			41,490,000
					08			9,202,000
					11			19,950,000
					13			46,814,000
					15			1,129,000
					56			91,885,000
1607								13,296,977,000
	340							13,296,977,000
				0001				8,256,123,000
					411	,	()	5,007,095,000
					412			1,180,579,000
					413			17,001,000
					414			9,000,000
					415			216,757,000
					416			18,046,000
					421			211,369,000
					422			8,643,000
					423			70,116,000
					424			39,812,000
					425			205,867,000
					426			523,684,000
					482	,	,	38,467,000
					483			42,441,000
					511			44,242,000
					512			245,595,000
					514			7,861,000
					522			362,036,000
					523			7,162,000
					541			350,000
				0002				3,192,686,000
					421			912,418,000

/

1	2	3	4	5	6	7	8
					423		3,891,000
					424		79,179,000
					426		722,698,000
					472		271,820,000
					483		15,051,000
					522		20,882,000
					523		1,166,747,000
				0003			108,600,000
					415		241,000
					421		7,678,000
					422		286,000
					472		4,895,000
					522		95,500,000
				0004			130,000
					423		130,000
				0005			435,301,000
					421		97,712,000
					425		315,000
					426		5,264,000
					512		332,010,000
				5001		-	24,940,000
					511		24,940,000
				5003			52,100,000
					511		52,100,000
				5006			40,201,000
					413		180,000
					422		1,400,000
					423		17,740,000
					426		90,000
					482	,	300,000
					511	,	20,471,000
					512	,	20,000
				5007		-	1,000,000
					511		1,000,000
				5008			70,200,000
					511		70,200,000
				5009		a e e o a e , a a e o j a o j e a a	49,000,000
					511		49,000,000
				5010		-	346,083,000
					511		346,083,000
				5011			91,000,000
					511		91,000,000
				5012			518,310,000
					511		416,000,000
					512		102,310,000
				7002		2013 -	111,303,000
					423		26,568,000

/

1	2	3	4	5	6	7	8
					485		2,688,000
					511		81,983,000
					512		64,000
23.2							70,821,000
						23.2	
					01		70,821,000
	1602						70,821,000
		360					70,821,000
				0008			70,821,000
					411	,	()
					412		24,097,000
					413		4,313,000
					414		150,000
					415		587,000
					416		1,000,000
					421		138,000
					422		5,000,000
					423		1,400,000
					424		6,515,000
					425		500,000
					426		3,000,000
					482	,	4,300,000
					483	,	400,000
					512	,	17,884,000
					515	,	1,527,000
23.3							10,000
							315,645,000
						23.3	
					01		301,465,000
					06		4,300,000
					15		700,000
					56		9,180,000
	1602						315,645,000
		360					315,645,000
				0009		o	303,638,000
					411	,	()
					412		204,711,000
					414		35,108,000
					415		1,351,000
					416		6,052,000
					421		510,000
					422		4,540,000
					423		2,200,000
					425		43,997,000
					426		1,485,000
					482	,	1,773,000
					483	,	100,000
					512	,	1,000
					515	,	200,000
				7002			1,610,000
						2013 -	12,007,000
					423		11,750,000

/

1	2	3	4	5	6	7	8
					485		257,000
23.4							1,035,384,000
						23.4	
	1901				01		1,035,384,000
		840					1,035,384,000
				0001		,	62,000,000
					481		62,000,000
			0002				63,500,000
					481		63,500,000
			0003				119,110,000
					481		119,110,000
			0004				30,400,000
					481		30,400,000
			0005			,	187,200,000
					481		187,200,000
			0006				211,000,000
					481		211,000,000
			0007			,	60,000,000
					481		60,000,000
			0008			,	260,000,000
					464		260,000,000
			0009				42,174,000
					411	, ()	18,163,000
					412		3,115,000
					413		200,000
					414		1,300,000
					415		3,640,000
					416		140,000
					421		2,076,000
					422		2,900,000
					423		6,800,000
					425		280,000
					426		2,960,000
					512		600,000
24						,	54,614,663,000
						24	
					01		46,932,023,000
					06		523,825,000
					11		1,565,497,000
					12		600,000,000
					15		53,476,000
					56		4,939,842,000
24.0						,	1,145,361,000
						24.0	
					01		1,060,892,000
					06		4,693,000

/

1	2	3	4	5	6	7	8
					15		48,390,000
					56		31,386,000
		0101					1,145,361,000
			420				1,145,361,000
				0001			296,276,000
					411	,	()
					412		14,476,000
					415		7,200,000
					416		495,000
					421		43,700,000
					422		28,836,000
					423		37,706,000
					426		290,000
					462		43,584,000
					481		10,000,000
					512		30,984,000
					515		800,000
				0002			152,423,000
					411	,	()
					412		16,404,000
					415		3,360,000
					416		930,000
					421		850,000
					422		6,300,000
					423		1,900,000
					424		9,300,000
					425		480,000
					426		18,320,000
					512		5,150,000
				0003			35,950,000
					421		350,000
					423		25,200,000
					424		5,000,000
					515		5,400,000
				0004			480,352,000
					411	,	()
					412		8,652,000
					413		1,000
					414		2,424,000
					415		5,350,000
					416		150,000
					421		11,070,000
					423		90,346,000
					424		4,300,000
					425		6,300,000
					426		28,030,000
					463		20,000,000
					482	,	1,500,000
					483		220,775,000
					485		6,500,000
					512		21,500,000

1	2	3	4	5	6	7	8
					515		3,000,000
				4002		-	4,693,000
					KFW		
					423		4,693,000
				4003			6,000,000
					423		6,000,000
				4004			137,500,000
					511		32,500,000
					512		104,138,000
					515		862,000
				7035		2014 -	32,167,000
					423		31,386,000
					485		781,000
24.1							600,000,000
						24.1	
					12		600,000,000
	0103						600,000,000
		420					600,000,000
				0005			600,000,000
					451		600,000,000
24.2							4,532,418,000
						24.2	
					01		4,252,703,000
					06		109,132,000
					56		170,583,000
	0109						4,532,418,000
		760					4,532,418,000
				0001			3,646,539,000
					424		350,000,000
					451		3,296,539,000
				0002			100,000,000
					451		100,000,000
				0003			370,457,000
					a		
					411	()	302,800,000
					412		51,957,000
					415		10,000,000
					422		5,700,000
				0004			239,534,000
					a		
					411	()	46,203,000
					412		7,922,000

/

1	2	3	4	5	6	7	8
					413		1,000
					414		2,500,000
					415		2,999,000
					416		4,000,000
					421		24,370,000
					422		3,678,000
					423		56,583,000
					424		8,000,000
					425		12,600,000
					426		40,300,000
					462		7,800,000
					482	,	3,000,000
					483	,	5,000,000
					485	,	1,000,000
					512		11,000,000
					515		2,578,000
		4002				2013 -	8,196,000
					423		7,589,000
					485		607,000
		4005				2014 -	167,692,000
					451		166,031,000
					485		1,661,000
24.3							1,029,067,000
						24.3	
					01		1,010,991,000
					56		18,076,000
	0109						1,029,067,000
		420					1,029,067,000
							511,154,000
		0005			411	,	109,772,000
					412	()	18,825,000
					414		858,000
					422		1,813,000
					424		347,936,000
					425		6,000,000
					426		24,250,000
					482	,	1,500,000
					512	,	200,000
		0006					497,264,000
					411	,	50,149,000
					412	()	8,558,000
					413		642,000
					414		1,600,000
					415		4,300,000
					416		800,000
					421		15,656,000
					422		4,000,000

/

1	2	3	4	5	6	7	8
					423		16,774,000
					424		253,529,000
					426		7,800,000
					451		115,000,000
					462		4,100,000
					482	,	1,000
					483	,	5,353,000
					485	,	1,000
					511		1,000
					512		6,500,000
					515		2,500,000
				4004			1,000
					512		1,000
				7030		2013 - 2014 - 2020	16,713,000
					423		16,336,000
					485		377,000
				7035		2014 -	3,935,000
					423		3,840,000
					485		95,000
24.4							2,438,003,000
						24.4	
					01		341,539,000
					06		410,000,000
					11		1,565,497,000
					15		5,086,000
					56		115,881,000
	0401						2,438,003,000
		630					2,438,003,000
				0006			55,630,000
					411	,	27,900,000
					412	()	4,784,000
					413		175,000
					414		520,000
					415		782,000
					416		1,000
					421		2,515,000
					422		3,680,000
					423		4,556,000
					425		367,000
					426		2,540,000
					482	,	170,000
					483	,	1,400,000
					511		6,000,000
					512		240,000
				0007			31,685,000
					411	,	18,076,000

/

1	2	3	4	5	6	7	8
					412		3,100,000
					413		49,000
					414		422,000
					415		400,000
					416		1,000
					421		688,000
					422		1,168,000
					423		377,000
					425		500,000
					426		5,737,000
					482	,	120,000
					512	,	1,047,000
				4002	-	-	146,555,000
					421		200,000
					422		1,000,000
					423		12,991,000
					424		36,000,000
					426		200,000
					465		10,600,000
					511		80,000,000
					512		64,000
					513		5,500,000
				4004			1,140,274,000
					421		1,300,000
					422		1,000,000
					423		33,235,000
					425		500,000
					426		1,100,000
					482	,	200,000
					511		682,339,000
					512		420,600,000
				4005			81,341,000
					422		1,000,000
					423		28,341,000
					513		52,000,000
				4006			110,078,000
					511		110,078,000
				4008			187,190,000
					423		7,100,000
					511		22,000,000
					512		21,200,000
					513		113,685,000
					515		23,205,000
				4009			84,000,000
					424		84,000,000
				4010			17,807,000
					463		17,807,000
				5001			467,562,000
					511		467,562,000

/

1	2	3	4	5	6	7	8
				7070		2016 -	115,881,000
					423		115,881,000
24.5							3,789,986,000
						24.5	
					01		3,789,986,000
	0401						3,789,986,000
		630					3,789,986,000
				0002			203,332,000
					424		10,000,000
					425		40,000,000
					463		25,436,000
					511		127,896,000
				0003			28,000,000
					424		15,500,000
					463		2,500,000
					511		10,000,000
				0004			2,954,307,000
					424		260,000,000
					425		2,100,000,000
					511		594,307,000
				0005			152,938,000
					424		118,491,000
					462		29,461,000
					465		986,000
					481		4,000,000
				5002		” - ”	51,409,000
					511		50,159,000
					541		1,250,000
				5003		” ” ” ”	400,000,000
					511		400,000,000
24.6							339,422,000
						24.6	
					01		339,422,000
	0106						339,422,000
		420					339,422,000
				0004			289,225,000
					411	, ()	28,588,000
					412		4,887,000
					413		1,000
					414		366,000
					415		840,000
					416		280,000
					421		2,592,000
					422		1,800,000
					423		12,767,000
					424		221,423,000
					425		709,000
					426		5,038,000
					451		1,000
					462		1,000,000

/

1	2	3	4	5	6	7	8
					481		1,000
					482	,	1,179,000
					483	,	1,000
					485		1,000
					512		6,001,000
					515		1,750,000
				0005			50,197,000
					411	()	33,440,000
					412		5,736,000
					415		770,000
					422		742,000
					425		577,000
					426		8,932,000
24.7							750,000,000
						24.7	
					01		750,000,000
	0106						750,000,000
		420				,	750,000,000
				0002			750,000,000
					451		750,000,000
							110,514,000
24.8						24.8	
					01		110,514,000
	0106						110,514,000
		420				,	110,514,000
				0003			110,514,000
					451		110,312,000
					483		200,000
					485		2,000
							180,772,000
24.9						24.9	
					01		180,772,000
	0109					,	180,772,000
		420				,	180,772,000
				0007		,	127,924,000
					411	()	32,880,000
					412		5,639,000
					413		1,000
					414		200,000
					415		1,825,000
					416		1,000
					421		12,927,000
					422		1,350,000
					423		21,749,000

/

1	2	3	4	5	6	7	8
					424		1,050,000
					425		14,945,000
					426		35,194,000
					462		1,000
					482	,	160,000
					483	,	1,000
					485	,	1,000
				5001			35,000,000
					512		35,000,000
				5002			14,848,000
					511		14,848,000
				5003			3,000,000
					511		3,000,000
24.10						24.10	39,114,321,000
					01		34,510,405,000
					56		4,603,916,000
	0103						39,114,321,000
		420				,	39,114,321,000
				0001			24,955,314,000
					451		24,955,314,000
				0002			8,010,000,000
					451		8,010,000,000
				0003			729,154,000
					411	,	151,739,000
					412	()	30,403,000
					413		500,000
					414		1,400,000
					415		6,500,000
					416		113,000
					421		47,487,000
					422		5,500,000
					423		169,166,000
					425		5,000,000
					426		40,600,000
					444		1,000,000
					461		107,000,000
					482	,	899,000
					483	,	247,000
					485	,	140,000
					511		5,000,000
					512		93,460,000
					513		3,000,000
					515		60,000,000

/							
1	2	3	4	5	6	7	8
				0006			215,000,000
					451		215,000,000
				4005			5,137,237,000
					423		1,000
					426		1,000
					444		3,000,000
					451		5,073,500,000
					485		60,735,000
				7030		2013 - 2014 - 2020	67,616,000
					423		66,177,000
					485		1,439,000
24.11							584,799,000
						24.11	
					01		584,799,000
	0102					, ,	584,799,000
		420				, ,	584,799,000
				0001			405,000,000
					451		280,000,000
					463		125,000,000
				0002			47,000,000
					451		40,000,000
					462		7,000,000
				0003			132,799,000
					411	, ()	19,723,000
					412		3,383,000
					413		50,000
					414		800,000
					415		900,000
					416		100,000
					421		1,425,000
					422		2,000,000
					423		70,000,000
					424		800,000
					425		2,000,000
					426		6,360,000
					482	, , ,	200,000
					483		16,707,000
					485		5,001,000

/

1	2	3	4	5	6	7	8
					512		1,500,000
					515		1,850,000
25							6,191,153,000
						25	
					01		5,780,162,000
					06		13,133,000
					15		7,336,000
					56		390,522,000
25.0							3,209,328,000
						25.0	
					01		2,808,619,000
					06		10,054,000
					15		133,000
					56		390,522,000
0404							1,063,557,000
	560						1,063,557,000
				0002			98,046,000
					411	,	()
					412		39,890,000
					415		6,840,000
					416		2,000,000
					422		500,000
					423		1,644,000
					424		17,046,000
					426		29,925,000
					515		200,000
				0003			1,000
							123,241,000
					411	,	()
					412		85,329,000
					415		14,634,000
					416		3,500,000
					421		500,000
					422		50,000
					423		5,920,000
					424		4,206,000
					426		5,000,000
					512		4,100,000
					515		1,000
				0004			1,000
							603,343,000
					411	,	()
					412		89,885,000
					413		15,815,000
					414		1,500,000
					415		3,800,000
					416		4,960,000
					421		1,000,000
					422		29,459,000
					423		11,497,000
					424		185,628,000
					425		6,100,000
					426		10,137,000
							48,724,000

/

1	2	3	4	5	6	7	8
					462		21,000,000
					482	,	2,965,000
					483	,	20,437,000
					512	,	51,432,000
					515		99,004,000
				0005			195,000,000
					451		195,000,000
				4001			43,927,000
					424		43,926,000
					463		1,000
0405							569,405,000
	560						569,405,000
				0001			136,005,000
					411	,	36,714,000
					412	()	6,340,000
					415		1,300,000
					416		650,000
					422		3,400,000
					423		1,200,000
					424		71,000,000
					426		400,000
					463		1,000
					484		13,000,000
					485		2,000,000
				0002			230,000,000
					451		230,000,000
				0003			165,000,000
					451		165,000,000
				4001			5,400,000
					424		5,400,000
				4005			15,000,000
					462		15,000,000
				4006		,	18,000,000
					424	a	18,000,000
						,	
0406						,	1,576,366,000
	560						1,576,366,000
				0001			387,995,000
					411	,	32,219,000
					412	()	5,525,000
					415		1,681,000
					416		350,000
					422		4,160,000
					423		23,040,000
					463		81,020,000

1	2	3	4	5	6	7	8
					511		240,000,000
				0002			21,357,000
					411	,	13,952,000
					412		2,394,000
					415		460,000
					416		350,000
					422		900,000
					423		3,300,000
					515		1,000
				4001			150,000,000
					424		150,000,000
				4003			36,365,000
					424		36,364,000
					515		1,000
				4005			100,000,000
					463		100,000,000
				4012		,	10,054,000
					462		10,054,000
				5002			189,657,000
					511		189,657,000
				7005		2013 -	310,888,000
					423		90,598,000
					485		7,631,000
					511		212,659,000
				7012		2010 -	199,954,000
						(2010)	
					463		199,954,000
				7044		2014 -	95,616,000
						2014 - 2020	
					423		94,512,000
					485		1,104,000
				7056		2013 -	74,480,000
						2014 - 2020 -	
					423		73,609,000
					485		871,000
25.1							345,480,000
						25.1	
					01		335,198,000
					06		3,079,000
					15		7,203,000
		0404					345,480,000
		560					345,480,000
				0007			115,408,000
					411	,	9,584,000
					412		1,645,000
					415		400,000
					416		150,000

/

1	2	3	4	5	6	7	8
					421		2,250,000
					422		280,000
					423		1,100,000
					424		200,000
					425		15,100,000
					426		27,699,000
					512		57,000,000
				0008		,	38,235,000
					411	,	() 12,982,000
					412		2,239,000
					415		700,000
					416		270,000
					421		610,000
					422		1,050,000
					423		4,960,000
					424		700,000
					425		2,500,000
					426		7,000,000
					482	,	70,000
					512	,	5,154,000
				0009		,	108,654,000
					411	,	() 18,391,000
					412		3,154,000
					415		760,000
					422		1,500,000
					423		6,480,000
					424		3,880,000
					425		6,900,000
					426		15,021,000
					511		20,000,000
					512		32,568,000
				0010		,	83,183,000
					411	,	() 33,840,000
					412		5,892,000
					413		1,000
					414		724,000
					415		1,080,000
					416		100,000
					421		2,206,000
					422		1,393,000
					423		21,502,000
					424		7,097,000
					425		2,150,000
					426		3,150,000
					462		400,000
					482	,	200,000
					512	,	2,689,000
					515	,	759,000
							2,636,345,000

25.2

25.2

/

1	2	3	4	5	6	7	8
					01		2,636,345,000
		0404					205,345,000
			560				205,345,000
				0011			155,344,000
					424		90,344,000
					463		65,000,000
				0012			50,000,000
					481		50,000,000
				0013		,	1,000
					424		1,000
		0405					41,000,000
			560				41,000,000
				0004			41,000,000
					463		41,000,000
		0406				,	2,390,000,000
			560			,	2,390,000,000
				0003			2,190,000,000
					454		2,190,000,000
				4009			100,000,000
					463		100,000,000
				4013			100,000,000
					463		100,000,000
						,	
							211,491,288,000
26						26	
					01		169,798,176,000
					04		21,933,753,000
					06		26,410,000
					07		17,653,909,000
					08		1,000
					11		950,884,000
					13		27,000
					15		1,001,298,000
					56		126,830,000
						,	
							23,104,383,000
26.0						26.0	
					01		21,558,556,000
					06		7,557,000
					08		1,000
					11		431,775,000
					15		979,669,000
					56		126,825,000
		0201					19,840,013,000

/

1	2	3	4	5	6	7	8
			140				19,840,013,000
				0001			15,164,180,000
					424		14,514,613,000
					462		387,067,000
					472		262,500,000
				0002			64,865,000
					423		49,864,000
					424		15,001,000
				0003			210,000,000
					451		210,000,000
				0004		e	70,000,000
					451		70,000,000
				0005			1,092,000,000
					451		1,092,000,000
				0006			101,000,000
					451		101,000,000
				0007			177,169,000
					411	, ()	58,468,000
					412		10,028,000
					413		200,000
					414		1,400,000
					415		1,700,000
					416		372,000
					421		8,360,000
					422		8,770,000
					423		82,607,000
					424		450,000
					425		300,000
					426		1,401,000
					482	, , ,	100,000
					483		1,000
					485		200,000
					512		2,812,000
				0011		-	36,000,000
					451		36,000,000
				0012			9,000,000
					423		4,000,000

/							
1	2	3	4	5	6	7	8
					515		5,000,000
				0013			500,000,000
					451		500,000,000
				4002			431,775,000
					444		1,296,000
					511		430,479,000
				4003			68,470,000
					424		68,470,000
				4005			90,000,000
					511		90,000,000
				5002			1,000,000
					511		1,000,000
				7010			1,766,686,000
					462		1,766,686,000
				7015		2013 -	51,468,000
					424		50,958,000
					485		510,000
				7052		2014-2020	6,400,000
					422		700,000
					423		5,000,000
					424		700,000
2001						,	3,264,370,000
	980						3,264,370,000
				0001			298,623,000
					411	,	111,032,000
					412	()	19,044,000
					413		360,000
					414		2,390,000
					415		4,264,000
					416		840,000
					422		2,000,000
					423		140,928,000
					424		1,300,000
					425		1,000,000
					426		3,851,000
					462		4,650,000
					482	,	963,000
					485		1,000
					512		6,000,000
				0002		-	221,634,000
					411	,	135,439,000
					412	()	23,238,000
					413		441,000
					414		712,000
					415		3,863,000
					416		900,000

/

1	2	3	4	5	6	7	8
					422		2,100,000
					423		37,100,000
					424		2,740,000
					425		3,400,000
					426		5,400,000
					482	,	700,000
					485		1,000
					512		5,600,000
				0003			57,780,000
					411	,	32,310,000
					412	()	5,544,000
					413		200,000
					414		550,000
					415		1,610,000
					416		800,000
					422		5,500,000
					423		1,074,000
					424		2,531,000
					425		500,000
					426		2,260,000
					482	,	400,000
					485		1,000
					512		4,500,000
				0004			226,656,000
					411	,	102,842,000
					412	()	17,641,000
					413		297,000
					414		5,958,000
					415		4,975,000
					416		700,000
					421		17,900,000
					422		4,500,000
					423		27,850,000
					424		4,600,000
					425		2,100,000
					426		6,500,000
					482	,	650,000
					483	,	23,142,000
					485		1,000
					512		7,000,000
				0011			45,662,000
					423		2,500,000
					424		16,502,000
					511		26,660,000
				0012		,	10,881,000
					423		4,921,000
					424		5,960,000
				0013			1,022,074,000

/

1	2	3	4	5	6	7	8
					422		1,000,000
					423		840,000
					424		46,400,000
					462		963,834,000
					465		10,000,000
		0015				,	39,007,000
					415		500,000
					416		18,507,000
					423		20,000,000
		4004					6,500,000
					424		6,500,000
		4005					6,280,000
					424		6,280,000
		4009					6,360,000
					422		2,880,000
					465		3,480,000
		4010					71,744,000
					422		1,199,000
					423		4,945,000
					424		65,545,000
					426		55,000
		4011					10,000,000
					481		10,000,000
		4013					25,000,000
					481		14,000,000
					515		11,000,000
		4015					10,000,000
					481		10,000,000
		4016					1,106,936,000
					423		59,171,000
					424		1,700,000
					425		1,000,000
					512		838,591,000
					515		206,474,000
		4017					1,000,000
					424		1,000,000
		4018					500,000
					463		500,000
		5001				-	4,500,000
					511		4,500,000
		7024				2014 -	573,000
					485		573,000
		7025				2014 -	92,660,000
					423		52,000,000
					485		2,260,000
					512		38,400,000
							88,512,233,000

/

1	2	3	4	5	6	7	8
						26.1	
					01		73,882,056,000
					04		3,006,741,000
					06		7,000
					07		11,442,770,000
					11		159,630,000
					13		9,000
					15		21,017,000
					56		3,000
2002							2,327,404,000
	910						2,327,404,000
		0001					2,262,469,000
			463				2,262,469,000
		4001					64,935,000
			421				2,000
			422				1,400,000
			423				29,693,000
			424				14,000,000
			425				1,000
			426				380,000
			444				600,000
			463				9,093,000
			511				5,167,000
			512				4,001,000
			515				598,000
2003							86,184,829,000
	910						86,134,387,000
		0001					83,484,130,000
			411			()	44,037,671,000
			412				7,563,538,000
			413				817,954,000
			414				919,525,000
			415				1,232,884,000
			416				565,494,000
			421				5,485,312,000
			422				1,408,436,000
			423				2,530,227,000
			424				332,454,000
			425				2,000
			426				2,000
			463				18,505,078,000
			472				11,938,000
			482				5,397,000
			483				68,216,000
			512				2,000
		0003					151,000,000
			412				14,000,000
			421				1,000,000
			424				136,000,000
		0004					7,500,000
			424				7,500,000

1	2	3	4	5	6	7	8
				0006			1,528,848,000
					424		22,000,000
					511		1,056,642,000
					512		447,325,000
					513		2,881,000
				0008			17,300,000
					424		17,300,000
				0009			21,209,000
					424		21,209,000
				4001		,	696,400,000
					426		696,400,000
				4002		-	1,000,000
					511		1,000,000
				4003		/	225,000,000
					515		225,000,000
				4004			2,000,000
					424		2,000,000
		960					50,442,000
				0007			50,442,000
					422		50,442,000
26.2						26.2	41,659,129,000
					01		33,269,754,000
					04		2,066,985,000
					06		13,000
					07		6,211,139,000
					11		111,207,000
					13		18,000
					15		13,000
	2004						41,659,129,000
		920					41,588,129,000
				0001			39,191,282,000
					411	,	21,094,439,000
					412	()	3,605,099,000
					413		377,387,000
					414		491,397,000
					415		501,507,000
					416		275,147,000
					421		2,608,378,000
					422		392,530,000
					423		977,594,000
					424		184,765,000
					426		665,242,000
					463		7,912,421,000
					483		105,376,000
				0003			598,048,000

/

1	2	3	4	5	6	7	8
					411	,	335,344,000
					412	()	57,739,000
					413		5,001,000
					414		3,503,000
					415		4,846,000
					416		5,001,000
					421		41,072,000
					422		3,180,000
					423		9,756,000
					424		4,662,000
					425		3,002,000
					426		9,162,000
					463		103,780,000
					483		12,000,000
				0004			18,000,000
					424		18,000,000
				0005			42,601,000
					424		12,000,000
					462		601,000
					512		30,000,000
				0006			1,666,754,000
					423		500,000
					425		443,887,000
					511		990,065,000
					512		220,067,000
					513		11,600,000
					515		358,000
					522		277,000
				0009			11,200,000
					424		11,200,000
				0910			37,144,000
					551		37,144,000
				4001			5,000,000
					512		5,000,000
				4002			17,100,000
					423		100,000
					424		1,000,000
					512		16,000,000
				4003			1,000,000
					511		1,000,000
			960				71,000,000
				0008			71,000,000
					421		100,000
					422		70,800,000
					426		100,000
							4,335,085,000
26.3						26.3	
					01		3,940,545,000
					04		367,985,000

1	2	3	4	5	6	7	8
					06		3,000
					11		26,547,000
					15		3,000
					56		2,000
	2007						4,335,085,000
		960					4,335,085,000
			0001				3,352,223,000
					411	,	()
					412		877,745,000
					413		140,312,000
					414		3,877,000
					415		23,216,000
					416		59,705,000
					421		7,000,000
					422		31,988,000
					423		6,000,000
					424		14,000,000
					426		11,504,000
					463		16,000,000
					472		267,411,000
					482	,	1,891,400,000
					483	,	1,065,000
						,	1,000,000
			0002				222,854,000
					425		73,738,000
					444		100,000
					511		65,907,000
					512		59,197,000
					522		3,280,000
					523		20,632,000
			0003				760,008,000
					421		10,503,000
					424		2,000
					472		720,003,000
					482	,	2,500,000
					621	,	27,000,000
	26.4						44,942,128,000
						26.4	
					01		29,651,642,000
					04		15,290,486,000
	2005						44,942,128,000
		940					44,942,128,000
			0003				86,298,000
					425		20,000,000
					511		51,124,000
					512		15,174,000
			0004				19,239,440,000
					411	,	()
					412		10,941,088,000
					413		1,854,052,000
					414		14,543,000
							137,550,000

/

1	2	3	4	5	6	7	8
					415		227,028,000
					416		78,270,000
					421		685,966,000
					422		286,154,000
					423		1,512,322,000
					424		2,639,212,000
					425		162,908,000
					426		293,503,000
					431		43,516,000
					441		174,000
					444		2,281,000
					461		14,508,000
					462		1,126,000
					472		12,429,000
					481		19,737,000
					482	,	28,141,000
					483		2,946,000
					484		3,000,000
					485		5,423,000
					511		31,542,000
					512		202,275,000
					514		224,000
					515		24,806,000
					523		8,398,000
					621		6,318,000
		0005					6,851,491,000
					411	,	881,594,000
					412	()	173,456,000
					463		5,796,441,000
		0006					3,346,145,000
					411	,	2,088,268,000
					412	()	366,364,000
					413		1,410,000
					414		32,663,000
					415		34,041,000
					416		7,964,000
					421		198,377,000
					422		22,635,000
					423		151,748,000
					424		304,186,000
					425		22,736,000
					426		57,188,000
					441		1,098,000
					444		289,000
					463		868,000
					472		2,662,000
					481		5,319,000
					482	,	3,208,000
					483		13,514,000
					511		299,000

/

1	2	3	4	5	6	7	8
					512		28,489,000
					515		2,819,000
		0007					4,473,415,000
					411	,	() 2,900,995,000
					412		495,592,000
					413		3,037,000
					414		30,613,000
					415		34,797,000
					416		8,910,000
					421		162,336,000
					422		177,178,000
					423		371,056,000
					424		136,514,000
					425		26,287,000
					426		51,142,000
					431		10,558,000
					441		17,000
					444		716,000
					463		1,297,000
					465		371,000
					481		3,800,000
					482	,	2,472,000
					484	,	1,600,000
					511		6,920,000
					512		38,917,000
					515		8,290,000
		0008					2,580,600,000
					411	,	() 1,979,762,000
					412		334,442,000
					413		1,138,000
					414		7,459,000
					415		16,306,000
					416		1,000
					421		45,645,000
					422		25,782,000
					423		70,473,000
					424		31,035,000
					425		4,561,000
					426		28,302,000
					463		496,000
					472		70,000
					481		362,000
					482	,	2,651,000
					511		21,422,000
					512		9,498,000
					515		1,195,000
		0009					488,322,000
					411	,	() 352,467,000
					412		60,567,000
					413		23,000

/

1	2	3	4	5	6	7	8
					414		4,299,000
					415		3,473,000
					416		1,000
					421		22,011,000
					422		2,852,000
					423		6,244,000
					424		2,144,000
					425		1,374,000
					426		9,983,000
					472		62,000
					481		1,008,000
					482	,	3,333,000
					484	,	350,000
					511		15,272,000
					512		1,492,000
					515		103,000
					523		1,264,000
		0010					1,392,189,000
					411	,	1,011,343,000
					412	()	174,204,000
					413		243,000
					414		7,293,000
					415		20,682,000
					416		253,000
					421		66,324,000
					422		3,920,000
					423		37,465,000
					424		36,578,000
					425		5,283,000
					426		19,837,000
					431		926,000
					444		2,000
					465		2,000
					482	,	56,000
					512	,	7,472,000
					515	,	306,000
		0011					5,947,135,000
					411	,	3,355,176,000
					412	()	569,601,000
					413		11,698,000
					414		66,984,000
					415		79,970,000
					416		38,927,000
					421		216,946,000
					422		108,275,000
					423		378,766,000
					424		170,112,000
					425		43,887,000
					426		118,901,000
					431		6,416,000
					441		2,286,000

/

1	2	3	4	5	6	7	8
					444		692,000
					462		11,000
					463		608,584,000
					465		9,225,000
					472		2,602,000
					481		15,824,000
					482	,	10,031,000
					483		1,030,000
					484		985,000
					485		317,000
					511		6,589,000
					512		64,761,000
					514		353,000
					515		15,848,000
					523		38,143,000
					621		4,195,000
				0012			189,693,000
					422		1,000,000
					424		188,693,000
				0013			200,000,000
					424		200,000,000
				0014			142,000,000
					424		53,200,000
					462		88,800,000
				4006			5,400,000
					424		5,400,000
26.5							8,419,229,000
						26.5	
					01		7,024,468,000
					04		1,173,036,000
					11		221,725,000
				2007			8,419,229,000
				960			8,419,229,000
					0004		5,372,994,000
					411	()	1,324,786,000
					412		207,584,000
					413		21,117,000
					414		29,945,000
					415		83,338,000
					416		9,700,000
					421		135,300,000
					422		6,660,000
					423		49,000,000
					424		17,963,000
					426		108,000,000
					463		328,849,000
					472		3,042,600,000
					482	,	7,152,000
					483		1,000,000

/

1	2	3	4	5	6	7	8
				0005			770,449,000
				425			311,141,000
				444			100,000
				462			27,353,000
				511			266,047,000
				512			125,686,000
				522			20,061,000
				523			20,061,000
				0006			2,003,700,000
				421			8,000,000
				424			4,000,000
				472			978,000,000
				482	,	,	26,400,000
				621			987,300,000
				0007			180,000,000
				472			140,000,000
				481			40,000,000
				0803			92,086,000
				551			92,086,000
							410,892,000
26.6						26.6	
				01			380,366,000
				04			11,100,000
				06			18,830,000
				15			596,000
							410,892,000
2001							410,892,000
	980						410,892,000
				0005			172,317,000
				411	,	()	76,279,000
				412			13,081,000
				413			500,000
				414			2,000,000
				415			3,200,000
				416			200,000
				421			8,920,000
				422			3,200,000
				423			55,697,000
				424			1,850,000
				425			2,000,000
				426			2,020,000
				482	,	,	620,000
				512			2,450,000
				515			300,000
				0006			17,247,000
				421			10,000
				422			1,000,000
				423			15,937,000
				512			300,000
				0007			220,328,000

1	2	3	4	5	6	7	8
					422		3,435,000
					423		150,699,000
					424		65,194,000
					426		1,000,000
				7052		2014-2020	1,000,000
					422		600,000
					423		400,000
						A	108,209,000
26.7						26.7	
					01		90,789,000
					04		17,420,000
							108,209,000
2001							108,209,000
		980					91,081,000
				0008			91,081,000
					411	, ()	28,796,000
					412		7,438,000
					413		221,000
					414		870,000
					415		1,400,000
					416		551,000
					421		4,503,000
					422		2,662,000
					423		31,915,000
					424		701,000
					425		1,098,000
					426		3,663,000
					462		421,000
					482	, , ,	170,000
					483		101,000
					485		101,000
					512		2,770,000
					515		3,700,000
				0009			8,028,000
					423		7,028,000
					424		1,000,000
				0010			9,100,000
					423		8,450,000
					426		650,000
							18,842,036,000
27						27	
					01		16,132,609,000
					06		37,400,000
					07		150,000,000
					08		10,000,000
					11		2,071,486,000
					15		145,655,000
					56		294,886,000
							18,036,706,000
27.0						27.0	

/

1	2	3	4	5	6	7	8
					01		15,348,439,000
					06		37,400,000
					07		150,000,000
					11		2,071,486,000
					15		134,495,000
					56		294,886,000
		1801					753,587,000
			760				753,587,000
				0001			85,539,000
					411	,	() 31,168,000
					412		5,344,000
					414		300,000
					415		1,300,000
					416		2,068,000
					421		1,350,000
					422		1,200,000
					423		33,600,000
					425		1,200,000
					426		600,000
					482	,	300,000
					483		5,109,000
					485		100,000
					512		1,900,000
				0002			119,188,000
					411	,	() 37,805,000
					412		6,483,000
					413		200,000
					414		200,000
					415		1,200,000
					416		58,370,000
					421		830,000
					422		550,000
					423		9,200,000
					425		1,500,000
					426		250,000
					482	,	700,000
					512		1,900,000
				0003			319,400,000
					411	,	() 139,965,000
					412		24,006,000
					413		500,000
					414		200,000
					415		4,544,000
					416		1,000,000
					421		6,750,000
					422		600,000
					423		4,735,000
					424		117,000,000
					425		3,000,000
					426		12,650,000
					482	,	2,000,000

/

1	2	3	4	5	6	7	8
					512		2,450,000
				0004			34,438,000
					411	,	20,075,000
					412	()	3,443,000
					414		200,000
					415		700,000
					421		200,000
					422		500,000
					423		3,970,000
					424		3,700,000
					425		200,000
					426		350,000
					482	,	100,000
					512		1,000,000
				0007			145,022,000
					411	,	34,431,000
					412	()	5,906,000
					413		1,000,000
					414		1,534,000
					415		2,000,000
					421		5,780,000
					422		5,611,000
					423		34,700,000
					425		3,500,000
					426		10,050,000
					462		32,300,000
					482	,	1,000,000
					483	,	5,110,000
					485	,	100,000
					512		2,000,000
				4001			50,000,000
					464		50,000,000
1802							1,125,920,000
	760						1,125,920,000
				0001		”	191,050,000
					423		10,000,000
					465		181,050,000
				0002			768,570,000
					465		768,570,000
				0003			26,000,000
					465		20,000,000
					481		6,000,000
				0004		(„T ”)	35,400,000
					465		35,400,000
				0005		(„ ”)	1,500,000
					465		1,500,000
				0010			45,000,000
					423		36,300,000
					481		8,700,000

/

1	2	3	4	5	6	7	8
				0012			5,500,000
					481		5,500,000
				4001			1,000,000
					465		1,000,000
				4002		,	1,000,000
					465		1,000,000
				4009			1,000,000
					465		1,000,000
				4012			1,500,000
					465		1,500,000
				4013			43,400,000
						HIV	
					423		400,000
					426		7,300,000
					481		35,700,000
				4014		,	4,000,000
					465		4,000,000
				4015			1,000,000
					465		1,000,000
1803							1,031,593,000
	760						1,031,593,000
							230,000,000
				0004			
					465		230,000,000
							280,000,000
				0008		,	
					465		280,000,000
				0009			15,000,000
					481		15,000,000
				4003			5,000,000
					465		5,000,000
				4004			2,000,000
					465		2,000,000
				4005			3,000,000
					465		3,000,000
				4006			100,000,000
					464		100,000,000
				4018			64,500,000
					423		5,000,000
					464		19,000,000
					465		40,500,000
				4019			313,355,000
					423		7,974,000
					426		1,800,000

1	2	3	4	5	6	7	8
					465		303,581,000
				4020		2014-2020	15,800,000
					423		200,000
					462		15,600,000
				7030		2013 - 2014 - 2020	2,938,000
					423		2,875,000
					485		63,000
1807							5,931,111,000
	760						5,931,111,000
				0001			2,706,924,000
					464		2,706,924,000
				0002			30,000,000
					464		30,000,000
				4001			710,000,000
					423		185,369,000
					512		34,631,000
					515		490,000,000
				4002			139,360,000
						,	
					421		5,066,000
					422		400,000
					423		36,630,000
					424		94,114,000
					425		1,510,000
					426		780,000
					482	,	200,000
					512	,	660,000
				4003			783,777,000
					424		4,000,000
					464		778,777,000
					465		1,000,000
				4005			409,735,000
					464		409,735,000
				4006			11,000,000
					464		10,000,000
					465		1,000,000
				4007		2	332,550,000
					413		150,000
					415		200,000
					421		2,300,000
					422		5,100,000
					423		256,800,000
					425		1,250,000
					426		4,100,000
					444		500,000
					465		51,000,000
					482	,	150,000
					512	,	10,000,000

/

1	2	3	4	5	6	7	8
					515		1,000,000
				4008		„Intereg” IPA - CBC	81,383,000
					422		126,000
					423		8,300,000
					426		250,000
					485		242,000
					512		72,465,000
				4009		2 -	612,310,000
					415		50,000
					421		600,000
					422		2,110,000
					423		51,100,000
					425		250,000
					426		1,350,000
					444		300,000
					482	, , ,	150,000
					511		69,100,000
					512		479,300,000
					515		8,000,000
				7031		2013 -	114,072,000
					423		11,569,000
					485		2,056,000
					511		100,447,000
1808							9,150,000,000
	760						9,150,000,000
				0001		16. 1.	4,000,000,000
					464		4,000,000,000
				0002			3,000,000,000
					464		3,000,000,000
				0003			2,150,000,000
					464		2,150,000,000
1809							44,495,000
	760						44,495,000
				0001			3,000,000
					465		3,000,000
				0002			6,000,000
					465		6,000,000
				0003			5,400,000
					465		5,400,000
				4001		2	500,000
					465		500,000
				4003			27,830,000
					462		27,830,000
				4005			1,765,000

1	2	3	4	5	6	7	8
					465		1,765,000
27.1							19,011,000
						27.1	
	1803				01		19,011,000
		760					19,011,000
				0007			19,011,000
					411	()	8,279,000
					412		1,419,000
					414		100,000
					415		1,404,000
					421		500,000
					423		3,089,000
					425		300,000
					426		820,000
					462		300,000
					465		2,700,000
					482	,	100,000
27.2							300,000,000
						27.2	
	1803				01		300,000,000
		760					300,000,000
				0006			300,000,000
					481		300,000,000
27.3							486,319,000
						27.3	
					01		465,159,000
					08		10,000,000
					15		11,160,000
	1803						486,319,000
		760					486,319,000
				0005		,	486,319,000
					424		486,319,000
28							10,050,699,000
						28	
					01		9,921,946,000
					05		22,900,000
					06		16,000,000
					15		1,060,000
					56		88,793,000
28.0							6,548,816,000
						28.0	
					01		6,420,063,000
					05		22,900,000
					06		16,000,000
					15		1,060,000

/

1	2	3	4	5	6	7	8
					56		88,793,000
		0501					439,712,000
			430				439,712,000
				0001			27,666,000
					411	, ()	14,421,000
					412		2,626,000
					414		100,000
					415		800,000
					422		930,000
					423		8,539,000
					465		250,000
				0002		E a a	88,119,000
					411	, ()	36,443,000
					412		6,264,000
					414		800,000
					415		2,001,000
					421		280,000
					422		3,062,000
					423		12,099,000
					424		22,322,000
					425		718,000
					426		3,080,000
					482	, , ,	250,000
					483		800,000
				0003			18,220,000
					411	, ()	3,931,000
					412		732,000
					414		200,000
					415		200,000
					422		1,695,000
					423		11,462,000
				0005			109,483,000
					411	, ()	44,194,000
					412		7,662,000
					413		250,000
					414		1,600,000
					415		2,350,000
					416		380,000
					421		6,315,000
					422		2,210,000
					423		20,139,000
					424		2,903,000
					425		2,888,000
					426		5,152,000
					462		5,500,000
					482	, , ,	100,000
					485		200,000
					512		6,990,000
					515		650,000

1	2	3	4	5	6	7	8	
				0104		08-17	-	18,425,000
					551	”	”	18,425,000
				0105		08-19	- -	1,237,000
					551	”	”	1,237,000
				0107		08-16	- ” ”	15,086,000
					551			15,086,000
				0616		- - -	-II	32,582,000
					551			32,582,000
				4001				4,800,000
					423			4,800,000
				4002		2013 -		68,374,000
					423			66,646,000
					485			1,728,000
				4006		- KfW	-	16,100,000
					422			600,000
					423			15,500,000
				7026		2014 -		33,840,000
					423			33,120,000
					485			720,000
				7030		2013 - 2014 - 2020		5,780,000
					423			5,657,000
					485			123,000
0502								22,610,000
	430							22,610,000
				4001		IV	-	3,510,000
					423			3,510,000
				4005		/	,	15,000,000
					462			5,000,000
					463			10,000,000
				4006				4,100,000
					422			300,000
					423			3,800,000
0503								4,876,490,000
	440							4,876,490,000
				0001				79,643,000
					411	,	()	22,682,000
					412			4,144,000
					413			150,000
					414			900,000
					415			1,840,000
					416			260,000
					421			1,605,000

1	2	3	4	5	6	7	8
					422		1,580,000
					423		10,882,000
					424		16,400,000
					425		1,070,000
					426		2,180,000
					482	,	450,000
					483	,	500,000
					511	,	15,000,000
				4003			4,785,000,000
					451		4,785,000,000
						4.470.000.000	
							315.000.000
				7005		2013 -	11,847,000
					423		11,595,000
					485		252,000
							1,210,004,000
	0902						1,210,004,000
		430					1,210,004,000
				0011			1,210,004,000
					411	,	1,360,000
					412	()	234,000
					414		50,000
					415		70,000
					422		290,000
					451		1,208,000,000
							300,240,000
28.1						28.1	
					01		300,240,000
							300,240,000
	0502						300,240,000
		430					300,240,000
				0001			300,240,000
					463		300,240,000
							3,201,643,000
28.2						28.2	
					01		3,201,643,000
							3,201,643,000
	2403						3,201,643,000
		430					3,201,642,000
				0001		,	3,201,642,000
					411	,	3,306,000
					412	()	567,000
					413		20,000
					414		210,000
					415		100,000
					421		620,300,000
					422		480,000
					423		21,559,000

/

1	2	3	4	5	6	7	8
					424		20,000,000
					426		1,100,000
					511		66,000,000
					512		500,000
					515		500,000
					521		2,027,000,000
					622		440,000,000
				5001			1,000
					511		1,000
29							14,788,267,000
						29	
					01		13,880,767,000
					04		707,318,000
					05		2,600,000
					06		26,353,000
					07		8,780,000
					08		12,864,000
					09		8,200,000
					13		122,574,000
					15		18,811,000
29.0							7,963,412,000
						29.0	
					01		7,958,409,000
					06		4,255,000
					15		748,000
							411,400,000
1201							411,400,000
			820				64,954,000
				0001			
					411	,	49,632,000
					412	()	8,512,000
					415		1,300,000
					416		360,000
					422		5,150,000
							26,307,000
				0002			
					411	,	14,918,000
					412	()	2,559,000
					415		1,900,000
					416		80,000
					422		3,650,000
					423		3,200,000
							130,139,000
				0003			
					411	,	37,282,000
					412	()	6,394,000
					413		500,000
					414		3,910,000
					415		1,100,000
					416		100,000
					421		9,950,000
					422		3,220,000
					423		39,930,000

/

1	2	3	4	5	6	7	8
					425		3,000,000
					426		8,030,000
					482	,	310,000
					483	,	6,000,000
					485	,	201,000
					511		1,000
					512		9,610,000
					515		601,000
				0004			45,000,000
					481		45,000,000
				0005			145,000,000
					463		145,000,000
1202							1,148,100,000
	820						1,148,100,000
				0001		,	721,000,000
					423		2,000,000
					424		23,500,000
					463		671,000,000
						330.000.000	
					481		24,500,000
				0005			80,000,000
					481		80,000,000
				0006			62,000,000
					481		62,000,000
				0008			51,000,000
					481		51,000,000
				0009			56,100,000
					423		700,000
					424		13,000,000
					463		32,000,000
					481		5,000,000
					512		400,000
					515		5,000,000
				0011		,	124,000,000
					423		3,000,000
					424		20,000,000
					463		79,000,000
					481		22,000,000
				0012		-	53,000,000
					424		5,000,000
					463		30,000,000
					481		18,000,000
				0013			1,000,000
					463		1,000,000
1203							596,900,000

1	2	3	4	5	6	7	8
			820				596,900,000
				0001			85,000,000
					423		750,000
					424		15,000,000
					463		38,750,000
					481		30,500,000
				0002			88,000,000
					423		500,000
					424		45,000,000
					463		20,500,000
					481		22,000,000
				0003			175,000,000
					423		2,000,000
					424		131,775,000
					463		8,500,000
					481		32,725,000
				0004			72,700,000
					423		450,000
					424		8,750,000
					463		26,620,000
					481		36,880,000
				0005		- /	108,000,000
					423		600,000
					424		9,900,000
					463		58,300,000
					481		39,200,000
				0006		o	46,000,000
					423		1,000,000
					424		5,000,000
					463		12,000,000
					481		28,000,000
				0008			9,600,000
					423		600,000
					424		3,000,000
					463		5,000,000
					481		1,000,000
				0010			12,600,000
					423		200,000
					424		12,400,000
1204							4,909,819,000
			820				4,909,819,000
				0001			207,114,000
					423		1,935,000
					424		144,179,000
					481		61,000,000
				0003			9,271,000
					423		271,000
					424		6,000,000

/							
1	2	3	4	5	6	7	8
					481		3,000,000
				0005			21,264,000
					423		264,000
					424		21,000,000
				0006			40,430,000
					423		430,000
					424		28,000,000
					481		12,000,000
				0007			13,340,000
					423		340,000
					424		8,000,000
					481		5,000,000
				0009			4,000,000,000
					451		3,100,000,000
					463		900,000,000
						" - "	
				0010			608,400,000
					424		50,000,000
					463		558,400,000
				0011			10,000,000
					423		1,000
					424		9,999,000
1205							682,793,000
	820						682,793,000
				0005			78,500,000
					423		500,000
					424		10,500,000
					462		36,000,000
					463		13,500,000
					481		18,000,000
				0006			161,500,000
					423		900,000
					424		93,500,000
					463		28,000,000
					481		39,100,000
				4001		2021 -	338,833,000
					463		338,833,000
						200.000.000	
				4002		2019 - 2019	40,275,000
					463		40,275,000
				7010			63,685,000
					423		1,980,000
					424		9,023,000

1	2	3	4	5	6	7	8
					462		52,682,000
	1206						214,400,000
		820					214,400,000
			0001				214,400,000
					472		214,400,000
29.1							6,824,855,000
						29.1	
					01		5,922,358,000
					04		707,318,000
					05		2,600,000
					06		22,098,000
					07		8,780,000
					08		12,864,000
					09		8,200,000
					13		122,574,000
					15		18,063,000
	1202						3,722,875,000
		820					3,722,875,000
			0010				3,535,367,000
					411	,	()
					412		1,111,056,000
					413		195,573,000
					414		7,074,000
					415		23,115,000
					416		40,137,000
					421		30,630,000
					422		431,762,000
					423		76,859,000
					424		345,642,000
					425		538,783,000
					426		119,529,000
					462		109,286,000
					482	,	374,000
					483	,	16,335,000
					511	,	23,642,000
					512	,	218,763,000
					515	,	175,106,000
					522		57,352,000
					523		500,000
							13,849,000
			0014				98,040,000
					422		140,000
					423		30,000,000
					424		5,000,000
					426		700,000
					512		57,000,000
					515		5,200,000
							88,500,000
			5003				
					511		88,500,000
			7052			2014-2020	968,000

/

1	2	3	4	5	6	7	8
					422		360,000
					423		598,000
					485		10,000
	1203						3,051,748,000
		820					3,051,748,000
			0007				3,050,010,000
					411	, ()	927,288,000
					412		174,840,000
					413		1,255,000
					414		13,425,000
					415		39,048,000
					416		20,000,000
					421		115,142,000
					422		118,587,000
					423		216,575,000
					424		1,272,325,000
					425		23,341,000
					426		69,856,000
					482	, , ,	3,908,000
					483		4,800,000
					511		10,140,000
					512		36,000,000
					515		3,480,000
				0009			1,738,000
					423		1,500,000
					512		170,000
					515		68,000
	1204						50,232,000
		820					50,232,000
				0008		-	50,232,000
					411	, ()	18,401,000
					412		3,177,000
					414		400,000
					421		1,478,000
					422		1,800,000
					423		21,146,000
					425		400,000
					426		1,320,000
					482	, , ,	60,000
					483		1,700,000
					512		350,000
						, ,	
							134,328,522,000
30						30	
					01		121,288,388,000
					04		5,694,631,000
					05		819,000
					06		62,856,000
					07		6,578,873,000
					08		65,990,000

/							
1	2	3	4	5	6	7	8
					09		52,611,000
					15		16,603,000
					56		567,751,000
30.0						, ,	131,886,310,000
						30.0	
					01		118,846,176,000
					04		5,694,631,000
					05		819,000
					06		62,856,000
					07		6,578,873,000
					08		65,990,000
					09		52,611,000
					15		16,603,000
					56		567,751,000
0802						-	997,055,000
	410						997,055,000
				0002			805,491,000
					411	, ()	225,093,000
					412		39,468,000
					413		1,000
					414		1,350,000
					415		13,028,000
					416		1,758,000
					421		17,960,000
					422		33,601,000
					423		184,099,000
					424		5,000,000
					425		15,000,000
					426		44,000,000
					462		16,500,000
					482	, , ,	3,000,000
					483		1,000,000
					512		35,001,000
					515		169,632,000
				7010			26,000,000
					462		26,000,000
				7011		2013 -	165,564,000
					423		47,117,000
					424		114,924,000
					485		3,523,000
0803							693,667,000
	412						693,667,000
				0003		-	450,000,000
					472		450,000,000
						, ,	
				0006			1,000
					451		1,000

1	2	3	4	5	6	7	8
				7024		2014 -	243,666,000
					423		142,919,000
					481		98,240,000
					485		2,507,000
0902							52,869,706,000
	070						52,869,706,000
				0003			26,204,989,000
					421		387,558,000
					423		144,000
					472		25,817,287,000
				0004			1,323,000,000
					463		756,000,000
					481		567,000,000
				0005			20,271,950,000
					411	()	8,537,792,000
					412		1,532,692,000
					413		110,722,000
					414		165,673,000
					415		317,157,000
					416		76,763,000
					421		1,655,730,000
					422		132,069,000
					423		923,430,000
					424		264,793,000
					425		467,465,000
					426		2,159,556,000
					441		462,000
					442		90,000
					444		1,676,000
					463		78,845,000
					465		38,785,000
					471	()	1,065,000
					472)	2,899,466,000
					481		2,013,000
					482	, , ,	45,429,000
					483		35,682,000
					484		107,000
					485		5,497,000
					511		421,311,000
					512		313,640,000
					513		12,773,000
					514		600,000
					515		28,035,000
					522		800,000
					523		41,582,000
					621		250,000
				0013			3,983,783,000

/

1	2	3	4	5	6	7	8
					421		17,500,000
					423		1,342,283,000
					472		2,624,000,000
				0014			10,026,000
					472		10,026,000
				0015			949,210,000
					414		1,000,000
					421		131,655,000
					422		2,500,000
					423		20,533,000
					425		20,000,000
					426		21,000,000
					481		2,000,000
					482	,	1,500,000
					483		27,022,000
					485		50,000,000
					511		312,000,000
					512		360,000,000
				7045		2013 - 2	126,748,000
					423		30,759,000
					424		93,292,000
					485		2,697,000
0903							63,205,795,000
	040						63,205,795,000
		0001					63,190,795,000
					421		110,000,000
					423		60,000,000
					472		63,020,795,000
		0002					15,000,000
					481		15,000,000
0904							13,980,800,000
	010						13,980,800,000
		0001					13,694,800,000
					416		800,000
					421		34,000,000
					423		15,000,000
					472		13,581,500,000
					483		63,500,000
		0002					186,000,000
					423		81,000,000
					424		70,000,000
					621		35,000,000
		0003					100,000,000
					481		100,000,000
1001							139,287,000
	410						139,287,000
		0005					3,000,000
					481		3,000,000
		0016					60,503,000

/

1	2	3	4	5	6	7	8
					423		34,503,000
					462		26,000,000
				4004			75,784,000
					421		2,405,000
					423		60,227,000
					425		2,000
					426		13,150,000
30.1							364,492,000
						30.1	
					01		364,492,000
	0802					-	364,492,000
		410					364,492,000
				0003			364,492,000
					411	,	()
					412		267,717,000
					413		47,444,000
					414		1,000
					415		1,749,000
					416		12,300,000
					421		2,300,000
					422		7,256,000
					423		3,500,000
					425		1,936,000
					426		4,200,000
					462		12,400,000
					482	,	300,000
					512	,	900,000
						,	2,489,000
30.2							488,886,000
						30.2	
					01		488,886,000
	0902						488,886,000
		090					488,886,000
				0006			488,886,000
					421		400,000
					472		38,486,000
					481		450,000,000
30.3							17,334,000
						30.3	
					01		17,334,000
	0802					-	17,334,000
		410					17,334,000
				0004			17,334,000
					411	,	()
					412		9,387,000
					413		1,610,000
					414		1,000
					415		400,000
					416		343,000
					422		2,516,000
							350,000

/

1	2	3	4	5	6	7	8
					423		2,441,000
					426		98,000
					515		188,000
30.4							321,500,000
						30.4	
					01		321,500,000
	0802					-	321,500,000
		410					321,500,000
				0005			266,314,000
					411	,	()
					412		3,804,000
					413		1,000
					414		786,000
					415		900,000
					416		400,000
					421		1,780,000
					422		161,000
					423		3,440,000
					424		127,000
					425		550,000
					426		780,000
					472		231,895,000
					482	,	45,000
					483	,	20,000
					512		100,000
					515		210,000
				0006			55,186,000
					411	,	()
					412		812,000
					413		1,000
					414		138,000
					415		158,000
					421		300,000
					422		5,040,000
					423		12,647,000
					425		150,000
					426		400,000
					462		300,000
					481		30,000,000
					482	,	200,000
					512	,	300,000
30.5							1,250,000,000
						30.5	
					01		1,250,000,000
	0803						1,250,000,000
		412					1,250,000,000
				0004			700,000,000

/

1	2	3	4	5	6	7	8
					451		700,000,000
				0005			550,000,000
					464		550,000,000
31							6,027,545,000
						31	
					01		5,766,582,000
					04		172,211,000
					11		14,613,000
					13		17,002,000
					56		57,137,000
31.0							4,273,877,000
						31.0	
					01		4,202,127,000
					11		14,613,000
					56		57,137,000
1301							3,836,685,000
	810						3,836,685,000
				0001			47,408,000
					411	,	() 25,385,000
					412		4,373,000
					422		1,000,000
					423		650,000
					424		10,000,000
					515		6,000,000
				0004			81,820,000
					411	,	() 18,047,000
					412		3,095,000
					413		350,000
					414		1,500,000
					415		2,000,000
					416		651,000
					421		3,327,000
					422		7,500,000
					423		29,236,000
					425		1,650,000
					426		7,350,000
					482	,	200,000
					483	,	2,673,000
					485	,	121,000
					512		1,119,000
					515		3,001,000
				0005			1,470,311,000
					481		1,470,311,000
				0008			167,000,000
					481		167,000,000
				0009			360,000,000

/

1	2	3	4	5	6	7	8
					481		360,000,000
				0010			50,000,000
					481		50,000,000
				0011			140,000,000
					481		140,000,000
				0012			50,000,000
					481		50,000,000
				0013			289,490,000
					472		289,490,000
				0014			200,000,000
					472		200,000,000
				0015			774,027,000
					472		774,027,000
				0017			55,000,000
					481		55,000,000
				0805		" "	15,629,000
					551		15,629,000
				4007		2019.	136,000,000
					451		136,000,000
1302							332,289,000
	810						332,289,000
				0002			28,000,000
					463		28,000,000
				0004			43,089,000
					411	, ()	14,809,000
					412		2,540,000
					422		800,000
					423		1,340,000
					424		3,600,000
					481		20,000,000
				0005		, ,	68,000,000
					481	,	68,000,000
				0006			85,000,000
					463		15,000,000
					481		70,000,000
				0007			62,980,000
					421		850,000
					422		1,000,000
					423		900,000
					424		4,250,000
					462		51,980,000
					481		4,000,000
				7024		2014 -	15,220,000
					481		14,050,000
					485		1,170,000
				7051			30,000,000

1	2	3	4	5	6	7	8
					481		30,000,000
		1303					104,903,000
			810				104,903,000
				0001			46,337,000
					463		10,000,000
					511		36,337,000
				7025		2014 -	58,566,000
					423		3,377,000
					485		1,429,000
					512		53,760,000
31.1							432,000,000
						31.1	
					01		432,000,000
		1303					432,000,000
			810				432,000,000
				5003		-	432,000,000
					511		432,000,000
31.2							49,587,000
						31.2	
					01		31,087,000
					04		16,500,000
					13		2,000,000
		1301					49,587,000
			810				49,587,000
				0006			49,587,000
					411	,	()
					412		9,867,000
					413		1,769,000
					414		40,000
					415		15,000
					421		310,000
					422		2,746,000
					423		1,055,000
					424		7,658,000
					425		21,102,000
					426		437,000
					444		3,954,000
					482	,	2,000
					483	,	146,000
					512	,	101,000
					515		350,000
31.3							403,700,000
						31.3	
					01		232,987,000
					04		155,711,000
					13		15,002,000
		1301					403,698,000
			810				403,698,000
				0007			73,303,000

/

1	2	3	4	5	6	7	8	
					411	,	()	46,113,000
					412			8,236,000
					413			200,000
					414			1,000,000
					415			1,890,000
					416			200,000
					422			1,200,000
					423			9,579,000
					426			4,885,000
				0016				330,395,000
					411	,	()	33,826,000
					412			6,366,000
					413			200,000
					414			1,000,000
					415			2,600,000
					416			100,000
					421			69,011,000
					422			1,600,000
					423			63,167,000
					424			43,824,000
					425			11,037,000
					426			14,428,000
					441			50,000
					444			6,000
					482	,	,	680,000
					483			6,000,000
					511			45,500,000
					512			11,000,000
					523			20,000,000
		1303						2,000
			810					2,000
				4003				1,000
					511			1,000
				4004			” ”	1,000
					511			1,000
		31.4						868,381,000
						31.4		
					01			868,381,000
		1302						868,381,000
			980					868,381,000
				0003				868,381,000
					421			20,000
					422			50,000
					423			20,500,000
					472			847,811,000
						,		
								4,968,170,000
		32				32		
					01			4,809,392,000
					56			158,778,000

1	2	3	4	5	6	7	8
						,	
	32.0						4,452,135,000
						32.0	
					01		4,293,357,000
					56		158,778,000
	0301						549,202,000
		490					549,202,000
			0004				95,020,000
					411	,	()
					411		28,826,000
					412		4,495,000
					414		800,000
					415		3,200,000
					421		450,000
					422		3,975,000
					423		5,639,000
					426		50,000
					462		46,210,000
					512		1,375,000
			0005				73,182,000
					411	,	()
					411		22,124,000
					412		3,795,000
					414		800,000
					415		900,000
					421		7,650,000
					422		5,300,000
					423		29,913,000
					462		1,500,000
					512		1,200,000
			4002				381,000,000
						„	
					421		500,000
					422		13,500,000
					423		367,000,000
	0703						419,810,000
		460					419,810,000
			0001				108,300,000
					411	,	()
					411		24,104,000
					412		4,262,000
					414		1,000,000
					415		800,000
					421		750,000
					422		3,250,000
					423		55,101,000
					425		1,930,000
					426		500,000
					462		14,000,000
					463		900,000
					482	,	1,000
					483	,	1,000
					485	,	1,000

/

1	2	3	4	5	6	7	8
					512		1,700,000
				0003			140,000,000
					424		140,000,000
				0006			30,000,000
					481		30,000,000
				0008			141,510,000
					411	,	()
					412		20,726,000
					414		3,554,000
					415		700,000
					421		700,000
					422		1,800,000
					423		3,750,000
					424		83,338,000
					425		18,000,000
					426		920,000
					462		1,550,000
					482	,	270,000
					483	,	100,000
					485	,	1,000
					512		1,000
					515		600,000
1506							5,500,000
							1,064,840,000
							1,064,840,000
	410						571,534,000
				0002			
					411	,	()
					412		417,518,000
					413		71,605,000
					414		300,000
					415		2,800,000
					421		14,511,000
					422		16,045,000
					423		1,500,000
					424		11,325,000
					425		2,000,000
					426		7,600,000
					463		14,000,000
					482	,	2,310,000
					512	,	1,300,000
				0004			8,720,000
						,	41,616,000
					411	,	()
					412		22,230,000
					414		3,812,000
					415		700,000
					416		2,000,000
					421		1,500,000
					422		370,000
					423		1,109,000
					426		9,225,000
							70,000

1	2	3	4	5	6	7	8
					512		600,000
				0005			8,250,000
					423		250,000
					454		8,000,000
				0006			24,578,000
					411	,	()
					412		10,351,000
					414		1,647,000
					415		700,000
					421		450,000
					422		450,000
					423		1,900,000
					426		7,750,000
					512		30,000
				0007			1,300,000
							20,000,000
					481		20,000,000
				0008			195,531,000
					411	,	()
					412		39,793,000
					413		6,825,000
					414		2,850,000
					415		1,000,000
					416		1,750,000
					421		5,750,000
					422		5,942,000
					423		11,596,000
					424		50,748,000
					425		80,000
					426		6,180,000
					482	,	19,327,000
					483	,	1,190,000
					485	,	5,000,000
					512		5,000,000
				0009			32,500,000
						oo a ja o o a e o e a ja, a a e	34,106,000
						oo a ja o o a e o e a ja, a a e	34,106,000
					411	,	()
					412		21,533,000
					414		3,693,000
					415		700,000
					421		750,000
					422		300,000
					423		1,200,000
					426		5,150,000
					512		30,000
				4004			750,000
						2013 -	31,339,000
					422		1,650,000
					423		29,016,000
					485		673,000
				7023			59,720,000
						2014 -	59,720,000

1	2	3	4	5	6	7	8
					423		59,125,000
					485		595,000
				7061		2014 -	39,360,000
					423		38,400,000
					485		960,000
				7064		2011 -	1,859,000
						XBIT -	,
					422		307,000
					423		1,508,000
					426		44,000
				7070		2016 -	36,947,000
					422		600,000
					423		35,460,000
					485		887,000
							2,418,283,000
1507							2,418,283,000
	473						128,052,000
				0004			128,052,000
					411	,	()
					412		82,841,000
					413		14,207,000
					414		360,000
					415		2,000,000
					421		2,800,000
					422		4,290,000
					423		1,800,000
					425		7,569,000
					426		3,045,000
					482	,	6,640,000
					512	,	500,000
							2,000,000
				0005			800,000,000
					451		225,000,000
					463		525,000,000
					621		50,000,000
				0006		”	10,000,000
					451	”	10,000,000
				0007		”	10,000,000
					451	”	10,000,000
				0008		” . . .	10,000,000
					451	”	10,000,000
				0009		” . . .	10,000,000
						”	10,000,000

/							
1	2	3	4	5	6	7	8
					451		10,000,000
				0010		,	125,000,000
					451		5,000,000
					463		60,000,000
					481		60,000,000
				0011			552,500,000
					451		552,500,000
				0012		,	103,731,000
					411	,	33,104,000
					412	()	5,678,000
					414		1,000,000
					415		1,350,000
					421		1,000,000
					422		5,105,000
					423		24,420,000
					424		18,000,000
					425		700,000
					426		1,820,000
					462		6,604,000
					482	,	550,000
					511	,	3,000,000
					512	,	1,400,000
				4003			600,000,000
					451		150,000,000
					454		450,000,000
				4004		-	10,000,000
					454		10,000,000
				5001			24,000,000
					511		24,000,000
				7051			35,000,000
					481		35,000,000
							516,035,000
32.1						32.1	
					01		516,035,000

1	2	3	4	5	6	7	8
		0703					516,035,000
			460				516,035,000
				0009			8,801,000
					423		2,301,000
					511		6,500,000
				0010			125,518,000
					424		103,000,000
					511		2,000,000
					512		20,518,000
				5001			361,716,000
						-	
						-,,	
						”	
					511		63,600,000
					512		298,116,000
				5003			20,000,000
						-	
						-,,	
						”- II	
					511		400,000
					512		19,600,000
33						-	6,565,639,000
34							81,886,000
						34	
					01		81,886,000
		1606				,	81,886,000
			110			,	81,886,000
				0001			81,886,000
					411	,	60,780,000
					412	()	10,424,000
					413		260,000
					414		1,000,000
					415		1,100,000
					416		135,000
					421		900,000
					422		20,000
					423		5,285,000
					426		990,000
					483		1,000
					485		1,000
					512		990,000
35							189,366,000
						35	
					01		112,787,000
					05		4,500,000
					06		1,064,000
					11		71,000,000
					15		15,000
		0610					189,366,000
			110			,	189,366,000
				0005			87,391,000
					411	,	31,086,000

/

1	2	3	4	5	6	7	8
					412		5,349,000
					413		200,000
					414		50,000
					415		796,000
					416		263,000
					421		1,400,000
					422		600,000
					423		34,962,000
					425		683,000
					426		2,000,000
					482	,	1,000
					512	,	10,000,000
					515	,	1,000
				0006			25,396,000
					411	()	20,804,000
					412		3,567,000
					414		50,000
					415		600,000
					416		75,000
					422		300,000
							4,515,000
				4001		2016-2019	
					423		4,515,000
				4002			1,064,000
					422		535,000
					423		529,000
				7047			71,000,000
					423		67,950,000
					426		540,000
					444		150,000
					512		2,360,000
							1,179,104,000
						36	
					01		877,589,000
					06		285,770,000
					15		14,932,000
					56		813,000
		0611					1,179,104,000
			130				1,179,104,000
				0001			53,009,000
					416		850,000
					421		200,000
					422		1,500,000
					423		8,235,000
					424		41,954,000
					426		270,000
				0002			21,950,000
					416		1,300,000
					422		350,000
					424		20,000,000

36

/

1	2	3	4	5	6	7	8
					426		300,000
				0003			58,650,000
					416		950,000
					422		300,000
					423		1,560,000
					424		55,500,000
					426		340,000
				0004			681,929,000
					411	,	() 471,048,000
					412		80,136,000
					413		1,300,000
					414		1,120,000
					415		15,000,000
					416		1,700,000
					421		55,000,000
					422		5,000,000
					423		26,820,000
					425		5,000,000
					426		11,854,000
					441		150,000
					482	,	500,000
					483	,	1,000
					512		5,500,000
					515		1,800,000
				4001			157,822,000
					411	,	() 34,800,000
					412		5,970,000
					421		250,000
					422		26,000,000
					423		24,300,000
					424		43,000,000
					425		351,000
					426		2,800,000
					462		20,351,000
				7052		2014-2020	2,805,000
					411	,	() 748,000
					412		137,000
					422		420,000
					423		240,000
					424		780,000
					426		480,000
				7062		2016 -	130,070,000
					411	,	() 10,100,000
					412		1,733,000
					421		300,000
					423		14,579,000
					424		80,000,000
					426		2,358,000
					462		21,000,000
				7071		2018 -	72,869,000
					411	,	() 7,400,000

/

1	2	3	4	5	6	7	8
					412		1,269,000
					422		500,000
					423		1,400,000
					424		41,100,000
					426		500,000
					462		20,700,000
37							1,521,542,000
						37	
					01		1,504,145,000
					06		12,211,000
					15		5,186,000
0108							744,052,000
	420						744,052,000
		0001					740,956,000
					411	,	146,384,000
					412	()	18,139,000
					413		1,000
					415		3,200,000
					416		1,900,000
					421		19,193,000
					422		250,000
					423		115,300,000
					424		2,173,000
					425		3,569,000
					426		415,470,000
					482	,	1,000,000
					483	,	13,627,000
					512		750,000
		7052				2014-2020	3,096,000
					422		736,000
					423		1,200,000
					426		310,000
					512		850,000
0403							777,490,000
	410						777,490,000
		0001					324,591,000
					411	,	126,395,000
					412	()	20,847,000
					415		7,300,000
					421		11,298,000
					422		1,000,000
					423		24,070,000
					424		1,250,000
					425		4,108,000
					426		11,765,000
					483		216,000
					511		9,000,000
					512		99,342,000
					515		8,000,000

/							
1	2	3	4	5	6	7	8
							109,602,000
				0002		-	,
					411	,	()
							73,951,000
					412		12,683,000
					415		3,150,000
					421		5,500,000
					422		700,000
					423		1,600,000
					425		4,550,000
					426		5,635,000
					483		1,000
					512		1,832,000
				0003			69,147,000
					411	,	()
							37,630,000
					412		6,458,000
					415		1,400,000
					421		5,775,000
					422		931,000
					423		9,126,000
					425		2,198,000
					426		4,003,000
					482	,	,
							20,000
					483		1,000
					512		1,365,000
					515		240,000
				0004			54,021,000
					411	,	()
							39,553,000
					412		6,783,000
					415		1,200,000
					421		3,550,000
					422		600,000
					423		700,000
					426		442,000
					483		1,000
					512		1,192,000
				0005			205,828,000
					411	,	()
							60,095,000
					412		10,307,000
					413		1,000
					414		2,268,000
					415		2,100,000
					416		4,700,000
					421		21,552,000
					422		2,500,000
					423		36,968,000
					424		3,588,000
					425		15,592,000
					426		12,534,000
					462		19,622,000

1	2	3	4	5	6	7	8
					482	,	2,400,000
					483	,	1,000
					511	,	9,406,000
					512	,	2,194,000
						2013 – „ORIENTGATE –	2,980,000
				4003		”	
					422		380,000
					423		2,600,000
						2013 – „SEERISK –	3,740,000
				4004		”	
					422		620,000
					423		3,120,000
				4008			3,022,000
					422		270,000
					423		2,402,000
					512		350,000
				4010		WMO	1,215,000
					422		20,000
					423		1,195,000
				4011		1961-2010. - 2	3,344,000
						(, 2)	
					423		1,390,000
					512		1,944,000
					515		10,000
							4,863,495,000
						38	
					01		4,080,112,000
					11		783,365,000
					15		18,000
						,	
							4,863,495,000
							4,863,495,000
				1102			
				410			
					0001		2,820,146,000
					411	,	1,764,029,000
					412	()	306,425,000
					414		16,800,000
					415		73,476,000
					421		169,593,000
					422		5,483,000
					423		226,540,000
					425		25,000,000
					426		147,468,000
					512		64,849,000
					515		20,483,000
				0002		,	183,579,000
					411	,	110,361,000
					412	()	19,751,000
					414		1,500,000
					415		5,290,000
					422		1,331,000

38

/

1	2	3	4	5	6	7	8
					423		21,111,000
					426		3,947,000
					512		4,935,000
					515		15,353,000
				0003			84,756,000
					411	,	51,485,000
					412	()	9,213,000
					414		200,000
					415		1,080,000
					422		724,000
					423		11,637,000
					426		2,193,000
					512		2,741,000
					515		5,483,000
				0004			43,864,000
					411	,	15,823,000
					412	()	2,717,000
					414		200,000
					415		600,000
					422		319,000
					423		7,585,000
					424		1,535,000
					425		1,096,000
					426		6,995,000
					482	,	657,000
					511	,	219,000
					512	,	1,512,000
					515	,	4,606,000
				0005			135,674,000
					411	,	73,787,000
					412	()	12,660,000
					414		800,000
					415		2,520,000
					422		734,000
					423		11,726,000
					425		12,063,000
					426		2,193,000
					512		2,741,000
					515		16,450,000
				0006			812,093,000
					411	,	184,663,000
					412	()	31,805,000
					414		7,500,000
					415		6,622,000
					416		30,811,000
					421		68,280,000
					422		1,277,000
					423		28,556,000
					424		6,141,000

/

1	2	3	4	5	6	7	8
					425		37,640,000
					426		57,986,000
					482	,	9,877,000
					483	,	310,581,000
					511	,	877,000
					512	,	11,053,000
					515	,	18,424,000
				4001			18,000
					465		18,000
				4002			783,365,000
					422		2,400,000
					423		303,604,000
					426		800,000
					444		100,000
					511		1,000,000
					512		380,343,000
					515		95,118,000
39							30,620,000
						39	
					01		30,620,000
	0402						30,620,000
		410					30,620,000
				0012			30,620,000
					411	()	14,287,000
					412		2,450,000
					413		12,000
					414		130,000
					415		850,000
					416		564,000
					421		5,104,000
					422		100,000
					423		665,000
					424		139,000
					425		700,000
					426		530,000
					462		1,000
					482	,	50,000
					483	,	1,000
					485	,	1,000
					512		5,035,000
					515		1,000
40							1,553,549,000
						40	
					01		1,553,549,000
	0605						1,553,549,000
		130					1,553,549,000
				0001			29,205,000
					411	()	19,117,000
					412		3,425,000

/

1	2	3	4	5	6	7	8
					415		663,000
					422		400,000
					423		5,500,000
					482	,	100,000
				0002		,	844,258,000
					411	,	68,415,000
					412	()	11,723,000
					415		2,037,000
					421		6,865,000
					422		1,800,000
					423		34,950,000
					424		4,500,000
					425		12,000,000
					426		100,000
					482	,	300,000
					483	,	44,576,000
					511		654,992,000
						75.000.000	
						,	
					512		2,000,000
				0003			54,296,000
					411	,	24,447,000
					412	()	4,398,000
					413		351,000
					414		1,500,000
					415		1,001,000
					416		550,000
					421		4,000,000
					422		900,000
					423		3,540,000
					424		1,300,000
					425		1,000,000
					426		5,840,000
					482	,	400,000
					485	,	269,000
					512		4,500,000
					515		300,000
				0004		,	498,190,000
					411	,	5,901,000
					412	()	1,101,000
					415		160,000
					421		76,377,000
					422		1,500,000
					423		12,000,000
					424		24,000,000
					425		87,000,000
					426		10,000,000
					482	,	100,000
					511	,	225,051,000
					512	,	55,000,000

1	2	3	4	5	6	7	8
				5002			127,600,000
					511		127,600,000
41							60,301,000
						41	
					01		60,301,000
	1401						60,301,000
		250					60,301,000
				0004			60,301,000
					411	,	()
					412		8,319,000
					414		1,427,000
					415		1,000
					416		515,000
					421		97,000
					422		950,000
					423		2,200,000
					424		2,095,000
					425		41,650,000
					426		680,000
					482	,	1,626,000
					483	,	90,000
					485	,	150,000
					512		1,000
42							500,000
						42	152,238,000
					01		133,993,000
					06		13,474,000
					15		4,771,000
	0202						152,238,000
		130					152,238,000
				0001		,	99,379,000
					411	,	()
					412		60,605,000
					415		10,859,000
					421		2,000,000
					422		1,228,000
					423		16,411,000
					424		5,585,000
					512		650,000
				0003			2,041,000
					411	,	()
					412		25,962,000
					413		4,653,000
					414		490,000
					415		1,940,000
					416		1,100,000
					421		750,000
					422		1,830,000
					423		281,000
					423		4,613,000

/

1	2	3	4	5	6	7	8
					424		900,000
					425		350,000
					426		4,170,000
					485		520,000
					512		4,300,000
					515		1,000,000
43							25,696,000
						43	
					01		25,696,000
	0902						25,696,000
		410					25,696,000
				0008			15,712,000
					411	,	9,782,000
					412	()	1,751,000
					414		10,000
					415		210,000
					416		1,000
					421		1,000
					422		2,200,000
					423		1,756,000
					485		1,000
							1,250,000
				0009			
					462		1,250,000
				0010			8,734,000
					411	,	3,982,000
					412	()	715,000
					413		100,000
					414		10,000
					415		166,000
					416		1,000
					421		910,000
					422		360,000
					423		1,338,000
					425		300,000
					426		610,000
					482	,	30,000
					483	,	1,000
					485	,	1,000
					512		210,000
44							668,541,000
						44	
					01		555,141,000
					04		42,400,000
					07		64,300,000
					08		5,000,000
					09		1,700,000
	0201						668,541,000
		140					668,541,000

/

1	2	3	4	5	6	7	8
				0009			241,000,000
					472		241,000,000
				0010			366,041,000
					411	,	()
					412		154,588,000
					414		26,511,000
					415		5,600,000
					421		5,200,000
					422		65,342,000
					423		2,600,000
					424		18,100,000
					425		66,000,000
					426		8,000,000
					482	,	10,500,000
					512	,	2,000,000
				5001		,	1,600,000
					512	,	61,500,000
45							61,500,000
							146,165,000
						45	
					01		78,826,000
					56		67,339,000
	0612						146,165,000
		410					146,165,000
				0001			58,250,000
					411	,	()
					412		28,006,000
					413		4,802,000
					414		350,000
					415		850,000
					416		2,000,000
					421		230,000
					422		890,000
					423		2,000,000
					424		7,000,000
					425		300,000
					426		1,800,000
					462		1,000,000
					482	,	1,000
					483	,	30,000
					485	,	20,000
					512		300,000
					515		5,671,000
				7003			3,000,000
						2013 -	87,915,000
					423		86,044,000
					485		1,871,000
46							122,070,000
						46	
					01		122,070,000

/

1	2	3	4	5	6	7	8	
		0612					122,070,000	
			410				122,070,000	
				0002		a	110,164,000	
					411	,	()	62,554,000
					412			10,731,000
					413			400,000
					414			1,189,000
					415			2,381,000
					416			200,000
					421			8,046,000
					422			2,200,000
					423			4,740,000
					424			1,200,000
					425			4,517,000
					426			6,124,000
					482	,	,	250,000
					483			1,600,000
					485			213,000
					511			1,000
					512			3,818,000
				0005				11,906,000
					411	,	()	10,164,000
					412			1,742,000
								305,710,000
47						47		
					01			253,447,000
					06			2,263,000
					07			50,000,000
		0503						305,710,000
			440					305,710,000
				0002				305,710,000
					411	,	()	137,815,000
					412			23,634,000
					413			400,000
					414			400,000
					415			12,800,000
					416			2,180,000
					421			17,600,000
					422			11,080,000
					423			29,294,000
					425			8,445,000
					426			6,380,000
					462			585,000
					482	,	,	600,000
					483			843,000
					511			1,000
					512			51,253,000
					515			2,400,000
								5,639,207,000

48

48

/

1	2	3	4	5	6	7	8
					01		1,535,729,000
					05		3,316,178,000
					06		24,000,000
					09		15,000,000
					15		406,100,000
					56		342,200,000
	1001						5,639,207,000
		070					5,602,907,000
			0013				2,248,291,000
					411	()	73,118,000
					412		13,217,000
					413		400,000
					414		2,210,000
					415		2,716,000
					416		550,000
					421	2.700.000	14,880,000
					422		45,186,000
					423	500.000	385,270,000
					424		3,900,000
					425		19,602,000
					426		27,510,000
					462		11,110,000
					463	11.800.000	682,500,000
					472		841,712,000
					481		14,500,000
					482		3,000,000
					483		1,000
					485		341,000
					511		76,178,000
					512		30,390,000
			0018				3,204,000,000
					465		3,204,000,000
			7007			2013 -	5,280,000
					423		5,160,000
					485		120,000
			7018			2014 -	79,861,000
					423		5,938,000
					485		1,444,000
					511		59,039,000

1	2	3	4	5	6	7	8
					512		13,440,000
			7028			2014 -	26,705,000
					463		25,620,000
					485		1,085,000
			7070			2016 -	38,770,000
					423		37,824,000
					485		946,000
		110					36,300,000
			0014				36,300,000
					421		900,000
					422		3,000,000
					423		7,500,000
					424		11,800,000
					425		300,000
					426		1,600,000
					472		3,600,000
					481		7,000,000
					512		600,000
49							260,707,000
						49	
					01		247,610,000
					56		13,097,000
	1601						260,707,000
		360					260,707,000
			0007				234,262,000
					411	, ()	122,022,000
					412		21,423,000
					413		620,000
					414		3,490,000
					415		4,040,000
					416		450,000
					421		5,370,000
					422		4,080,000
					423		35,597,000
					425		5,010,000
					426		2,880,000
					482	, , ,	190,000
					483		150,000
					485		40,000
					512		3,900,000
					515		25,000,000
			4002				1,194,000
					421		94,000
					422		500,000
					423		600,000
			4004				7,500,000
					423		7,500,000

/							
1	2	3	4	5	6	7	8
							585,000
				4005			
					422		285,000
					423		300,000
				4006			500,000
					422		500,000
				4007		()	1,500,000
					481		1,500,000
				7004		2013 -	15,166,000
					423		14,821,000
					485		345,000
50							65,671,000
						50	
					01		65,671,000
	0701						65,671,000
		450					65,671,000
				0012			65,671,000
					411	, ()	35,283,000
					412		6,311,000
					413		86,000
					414		400,000
					415		950,000
					416		315,000
					421		3,150,000
					422		3,700,000
					423		7,464,000
					425		3,064,000
					426		2,700,000
					482	, , ,	60,000
					483		1,000
					485		587,000
					512		1,600,000
51							25,362,000
						51	
					01		25,362,000
	0802					-	25,362,000
		410					25,362,000
				0011			25,362,000
					411	, ()	11,184,000
					412		1,918,000
					413		1,000
					414		348,000
					415		300,000
					416		1,000
					421		470,000
					422		120,000

/

1	2	3	4	5	6	7	8
					423		8,468,000
					425		300,000
					426		750,000
					482	,	40,000
					485	,	62,000
					512		1,400,000
52							3,710,975,000
						52	
					01		3,710,975,000
	0606						3,710,975,000
		130					3,710,975,000
				0007		0	1,470,753,000
					425		280,000,000
					426		777,872,000
					511		321,700,000
					512		90,881,000
					514		300,000
				0008		-	574,410,000
					421		232,600,000
					423		319,310,000
					424		20,500,000
					515		2,000,000
				0009			1,612,812,000
					411	,	634,261,000
					412	()	108,782,000
					413		3,309,000
					414		5,200,000
					415		35,500,000
					416		6,500,000
					421		761,810,000
					422		4,800,000
					423		33,700,000
					482	,	14,400,000
					483	,	3,000,000
					485	,	1,000,000
					515		550,000
				5007			15,000,000
					511		15,000,000
				5008		” ”	38,000,000
					511		38,000,000
53							803,006,000
						53	
					01		803,006,000
	53.1						18,023,000
						53.1	
					01		18,023,000
	0606						18,023,000
		130					18,023,000

/							
1	2	3	4	5	6	7	8
				0010		-	18,023,000
				411	,	()	5,294,000
				412			917,000
				413			10,000
				414			65,000
				415			290,000
				416			75,000
				421			5,230,000
				422			41,000
				423			1,219,000
				425			1,850,000
				426			1,000,000
				482	,	,	31,000
				512			2,000,000
				515			1,000
53.2					0		15,986,000
						53.2	
				01			15,986,000
	0606						15,986,000
		130					15,986,000
				0011		-	15,986,000
				411	,	()	6,644,000
				412			1,229,000
				413			21,000
				414			367,000
				415			200,000
				416			201,000
				421			3,137,000
				422			200,000
				423			1,578,000
				425			800,000
				426			1,050,000
				482	,	,	50,000
				483			10,000
				512			499,000
53.3							15,416,000
						53.3	
				01			15,416,000
	0606						15,416,000
		130					15,416,000
				0012		-	15,416,000
				411	,	()	6,430,000
				412			1,151,000
				413			10,000
				414			23,000
				415			220,000
				416			57,000
				421			2,375,000
				422			280,000

/

1	2	3	4	5	6	7	8
					423		1,017,000
					424		145,000
					425		1,224,000
					426		1,938,000
					444		5,000
					482	,	40,000
					483		1,000
					512		400,000
					515		100,000
53.4							17,073,000
						53.4	
					01		17,073,000
	0606						17,073,000
		130					17,073,000
				0013		-	17,073,000
					411	,	7,296,000
					412	()	1,276,000
					413		1,000
					414		50,000
					415		1,190,000
					416		1,000
					421		1,640,000
					422		300,000
					423		2,226,000
					424		120,000
					425		400,000
					426		2,232,000
					482	,	40,000
					512		300,000
					515		1,000
53.5							15,136,000
						53.5	
					01		15,136,000
	0606						15,136,000
		130					15,136,000
				0014		-	15,136,000
					411	,	6,229,000
					412	()	1,074,000
					413		50,000
					414		129,000
					415		420,000
					421		3,410,000
					422		213,000
					423		830,000
					425		900,000
					426		1,440,000
					482	,	40,000
					483		1,000
					512		400,000
53.6							11,792,000

/

1	2	3	4	5	6	7	8
						53.6	
					01		11,792,000
	0606						11,792,000
		130					11,792,000
			0015				11,792,000
					411	,	()
					412		6,594,000
					413		1,210,000
					414		11,000
					415		2,000
					416		202,000
					421		233,000
					422		1,460,000
					423		170,000
					425		471,000
					426		244,000
					482	,	1,036,000
					512	,	9,000
53.7							150,000
							21,799,000
						53.7	
					01		21,799,000
	0606						21,799,000
		130					21,799,000
			0016				21,799,000
					411	,	()
					412		11,701,000
					414		2,007,000
					415		10,000
					416		650,000
					421		129,000
					422		3,339,000
					423		306,000
					424		1,255,000
					425		150,000
					426		525,000
					482	,	1,350,000
					512	,	30,000
53.8							347,000
							12,185,000
						53.8	
					01		12,185,000
	0606						12,185,000
		130					12,185,000
			0017				12,185,000
					411	,	()
					412		6,717,000
					414		1,152,000
					415		110,000
					416		175,000
					421		1,000
					422		2,000,000
					423		200,000
							330,000

/

1	2	3	4	5	6	7	8
					425		250,000
					426		990,000
					512		260,000
53.9							21,354,000
						53.9	
					01		21,354,000
	0606						21,354,000
		130					21,354,000
			0018				21,354,000
					411	,	()
					412		7,379,000
					413		1,266,000
					414		1,000
					415		90,000
					416		328,000
					421		216,000
					422		3,136,000
					423		110,000
					425		3,955,000
					426		1,960,000
					482	,	2,002,000
					483	,	85,000
					485	,	25,000
					512		1,000
53.10							800,000
						53.10	14,362,000
					01		14,362,000
	0606						14,362,000
		130					14,362,000
			0019				14,362,000
					411	,	()
					412		5,658,000
					413		977,000
					414		10,000
					415		202,000
					416		548,000
					421		1,000
					422		4,257,000
					423		40,000
					425		707,000
					426		1,200,000
					482	,	560,000
					483	,	1,000
					512	,	1,000
53.11							200,000
						53.11	13,840,000
					01		13,840,000
	0606						13,840,000
		130					13,840,000
			0020				13,840,000
					411	,	()
							6,161,000

/

1	2	3	4	5	6	7	8
					412		1,056,000
					413		120,000
					414		70,000
					415		213,000
					416		90,000
					421		1,950,000
					422		40,000
					423		890,000
					425		1,270,000
					426		1,510,000
					482	,	30,000
					512		440,000
53.12							17,524,000
						53.12	
					01		17,524,000
	0606						17,524,000
		130					17,524,000
			0021				17,524,000
					411	,	9,022,000
					412	()	1,547,000
					414		9,000
					415		460,000
					416		1,000
					421		3,387,000
					422		200,000
					423		1,496,000
					425		560,000
					426		660,000
					482	,	30,000
					483		1,000
					485		1,000
					512		150,000
53.13							21,052,000
						53.13	
					01		21,052,000
	0606						21,052,000
		130					21,052,000
			0022				21,052,000
					411	,	6,852,000
					412	()	1,193,000
					414		48,000
					415		250,000
					416		1,000
					421		5,189,000
					422		120,000
					423		3,410,000
					424		150,000
					425		1,327,000
					426		2,100,000
					482	,	120,000
					483		1,000

/

1	2	3	4	5	6	7	8
					512		291,000
53.14							15,916,000
						53.14	
	0606				01		15,916,000
		130					15,916,000
				0023			15,916,000
					411	,	()
					412		4,793,000
					413		825,000
					414		1,000
					415		170,000
					416		396,000
					421		1,000
					422		3,400,000
					423		100,000
					425		1,000,000
					426		2,650,000
					482	,	960,000
					483	,	89,000
					512	,	1,000
53.15							1,530,000
							16,142,000
						53.15	
	0606				01		16,142,000
		130					16,142,000
				0024			16,142,000
					411	,	()
					412		6,152,000
					413		1,106,000
					414		1,000
					415		2,000
					416		208,000
					421		80,000
					422		4,840,000
					423		65,000
					425		1,535,000
					426		250,000
					482	,	1,400,000
					483	,	1,000
					512	,	1,000
53.16							501,000
							32,448,000
						53.16	
	0606				01		32,448,000
		130					32,448,000
				0025			32,448,000
					411	,	()
					412		11,116,000
					413		1,911,000
					414		30,000
							18,000

/

1	2	3	4	5	6	7	8
					415		340,000
					416		159,000
					421		10,243,000
					422		393,000
					423		2,089,000
					425		1,059,000
					426		2,830,000
					482	,	60,000
					512	,	2,200,000
53.17							22,120,000
						53.17	
					01		22,120,000
	0606						22,120,000
		130					22,120,000
				0026			22,120,000
					411	,	6,168,000
					412	()	1,103,000
					414		40,000
					415		519,000
					416		80,000
					421		8,369,000
					422		180,000
					423		1,020,000
					425		990,000
					426		2,000,000
					482	,	150,000
					483	,	1,000
					512	,	1,500,000
53.18							23,794,000
						53.18	
					01		23,794,000
	0606						23,794,000
		130					23,794,000
				0027			23,794,000
					411	,	8,664,000
					412	()	1,486,000
					414		228,000
					415		400,000
					416		1,000
					421		6,755,000
					422		100,000
					423		732,000
					425		772,000
					426		1,755,000
					483		1,000
					512		2,900,000
53.19							13,459,000
						53.19	
					01		13,459,000
	0606						13,459,000
		130					13,459,000

/

1	2	3	4	5	6	7	8
				0028			13,459,000
					411	,	6,564,000
					412	()	1,126,000
					414		3,000
					415		335,000
					416		1,000
					421		2,960,000
					422		50,000
					423		502,000
					425		700,000
					426		1,103,000
					482	,	15,000
					512	,	100,000
53.20							28,092,000
						53.20	
					01		28,092,000
	0606						28,092,000
		130					28,092,000
				0029			28,092,000
					411	,	12,157,000
					412	()	2,085,000
					413		40,000
					414		249,000
					415		589,000
					421		6,230,000
					422		185,000
					423		2,230,000
					425		1,336,000
					426		2,150,000
					482	,	65,000
					483	,	56,000
					485	,	69,000
					512		650,000
					515		1,000
53.21							19,215,000
						53.21	
					01		19,215,000
	0606						19,215,000
		130					19,215,000
				0030			19,215,000
					411	,	4,889,000
					412	()	839,000
					413		7,000
					414		1,000
					415		360,000
					416		1,000
					421		1,665,000
					422		220,000
					423		668,000
					425		370,000
					426		799,000

/

1	2	3	4	5	6	7	8
					482	,	1,000
					483	,	9,061,000
					512	,	334,000
53.22							12,796,000
						53.22	
	0606				01		12,796,000
		130					12,796,000
				0031			12,796,000
					411	()	5,447,000
					412		935,000
					413		19,000
					414		15,000
					415		135,000
					416		80,000
					421		3,161,000
					422		40,000
					423		543,000
					425		1,250,000
					426		880,000
					482	,	40,000
					483	,	1,000
					512	,	250,000
53.23							13,998,000
						53.23	
	0606				01		13,998,000
		130					13,998,000
				0032			13,998,000
					411	()	5,853,000
					412		1,004,000
					413		1,000
					414		1,000
					415		216,000
					416		130,000
					421		4,560,000
					422		107,000
					423		205,000
					425		600,000
					426		1,000,000
					482	,	40,000
					483	,	1,000
					512	,	280,000
53.24							11,842,000
						53.24	
	0606				01		11,842,000
		130					11,842,000
				0033			11,842,000
					411	()	5,010,000
					412		859,000

/

1	2	3	4	5	6	7	8
					413		40,000
					414		200,000
					415		220,000
					416		1,000
					421		2,060,000
					422		190,000
					423		750,000
					425		800,000
					426		1,710,000
					482	,	1,000
					512	,	1,000
53.25							16,423,000
						53.25	
	0606				01		16,423,000
		130					16,423,000
			0034				16,423,000
					411	,	9,293,000
					412	()	1,664,000
					414		117,000
					421		1,571,000
					422		200,000
					423		820,000
					424		320,000
					425		800,000
					426		1,100,000
					482	,	80,000
					483	,	1,000
					512	,	457,000
53.26							5,469,000
						53.26	
	0606				01		5,469,000
		130					5,469,000
			0035				5,469,000
					411	,	2,164,000
					412	()	371,000
					413		50,000
					414		10,000
					415		240,000
					421		600,000
					422		5,000
					423		688,000
					425		150,000
					426		1,090,000
					482	,	1,000
					512	,	100,000
53.27							5,651,000
						53.27	
	0606				01		5,651,000
							5,651,000

/

1	2	3	4	5	6	7	8
			130				5,651,000
				0036			5,651,000
					411	,	()
					412		2,623,000
					421		503,000
					423		718,000
					425		634,000
					426		225,000
					512		924,000
							24,000
53.28						-	11,180,000
						53.28	
					01		11,180,000
	0606						11,180,000
			130				11,180,000
				0037			-
					411	,	()
					412		7,199,000
					413		1,235,000
					414		1,000
					415		160,000
					416		50,000
					421		150,000
					422		380,000
					423		100,000
					425		700,000
					426		100,000
					482	,	700,000
					512	,	5,000
53.29						-	400,000
							338,919,000
						53.29	
					01		338,919,000
	0606						338,919,000
			130				338,919,000
				0038			-
					411	,	()
					412		5,657,000
					415		1,015,000
					421		383,000
					422		500,000
					423		186,000
					425		300,000
					426		140,000
					482	,	645,000
					483	,	23,000
					512	,	330,000,000
							70,000
54							3,865,404,000
						54	
					01		1,865,404,000
					09		2,000,000,000
	2401						3,865,404,000

/

1	2	3	4	5	6	7	8
			490				3,865,404,000
				0002			3,470,104,000
					411	, ()	89,714,000
					412		16,055,000
					413		600,000
					414		2,300,000
					415		3,500,000
					416		120,000
					421		441,150,000
					422		9,145,000
					423		91,410,000
					424		12,100,000
					425		123,900,000
					426		9,700,000
					444		10,000
					482	, , ,	100,000
					483		10,000,000
					511		80,000,000
					512		10,600,000
					515		19,700,000
					521		2,550,000,000
				0003			244,300,000
					422		200,000
					423		186,500,000
					424		6,500,000
					426		300,000
					482	, , ,	1,000,000
					511		13,800,000
					512		36,000,000
				4001		” ”	1,000,000
					511		1,000,000
				5001		” ”	150,000,000
					511		150,000,000
							50,905,000
						55	
					01		50,905,000
				0701			50,905,000
				160			50,905,000
					0011		50,905,000
					411	, ()	17,334,000
					412		2,973,000
					413		27,000
					414		125,000
					415		850,000
					421		7,190,000
					422		2,430,000
					423		8,730,000
					424		335,000
					425		1,271,000
					426		1,970,000

55

/

1	2	3	4	5	6	7	8
					482	,	120,000
					512	,	7,100,000
					515	,	450,000
56							184,391,000
						56	
					01		184,386,000
					05		1,000
					06		4,000
	0615						184,391,000
							184,391,000
		110				,	
				0001			184,391,000
					411	,	30,918,000
					412		5,310,000
					413		350,000
					414		700,000
					415		800,000
					416		500,000
					421		4,950,000
					422		2,023,000
					423		37,138,000
					424		7,300,000
					425		200,000
					426		4,600,000
					462		89,341,000
					482	,	1,000
					483	,	1,000
					485	,	250,000
					512		9,000

8.

9. :

„ 9.

. 8. 41.

(„ , 108/13, 99/14 95/18) ”, . 62/06, 63/06- , 115/06- , 101/07, 99/10,

— , :

2019. , 20.410,39

2019.

22.043,22

— ;

2019. ,

21.529,67

2019.

23.467,34

— ;

(„ , 101/11, 101/13, 40/15- . , 116/08, 104/09, 101/10, 31/11- . , 78/11- . , 88/18-) , 106/15, 13/16, 108/16, 113/17, 65/18- , 87/18 (, „ , 116/08, 104/09, 101/10, 78/11- . , 101/11, 38/12- , 121/12, 101/13, 111/14- , 117/14, 106/15 63/16-) , 2019. ,

21.134,63

2019.

23.036,75

— ;

2019. ,

19.213,29

2019.

20.942,49

— ;

2019.

20.173,96

2019.

21.787,88

— ;

- 2019. ,
 20.173,96 ,
 2019.
 21.989,62 ;
 -
 2019. , 18.298,38
 2019.
 19.762,25 ;
 - , 2019. ,
 31.924,38 , 2019.
 34.478,33 ;
 - 1-6. , 2019. ,
 19.213,29 , 2019.
 20.750,35
 37. 4. („ ”, . 116/08,
 58/09- , 104/09, 101/10, 8/12- , 121/12, 124/12- , 101/13, 108/13- . , 111/14- ,
 117/14, 40/15, 63/15- , 106/15, 63/16- 47/17) 69. 3.
 („ ”, . 116/08, 104/09, 101/10, 78/11- . , 101/11,
 38/12- , 121/12, 101/13, 111/14- , 117/14, 106/15 63/16-), ,
 2019. ,
 33.520,60 , 2019.
 36.537,45
 2019. 2. , 30%
 : 70% 01 -
 20 4. („ ”, .
 109/07, 99/11, 18/13- , 40/15- . 103/15), ,
 2019. ,
 31.924,38 ,
 2019.
 34.797,57
 ”.
 9.

17. 1. :,, ” :,, ”.

42. 3. : 10. : ”

— 2019. 9%;

— 7%, 2019. 2018. ;

9% — 2019. 10%

8%, 9%.”.

11. ”

44. 1. :,, ” :,, ”.

15. ”.

12. ”

I.

15. , 92. 1. 97.
, ,
, ,
99. 1. 11.
, .

II.

2019.

1.

— 2019.

, ,
, ,
, ,
, ,
, ,
2015. .
2019.
2,8% . 2,9%, 13%.
2,7%
, ,
, ,
, .



2019.

1,3%.

6,0%.

8,9%

5,4% 5,7%

11,3%

2018.

12,7%,
2019.

14,1%

2019.

16,1%

18,0%

15,1%.

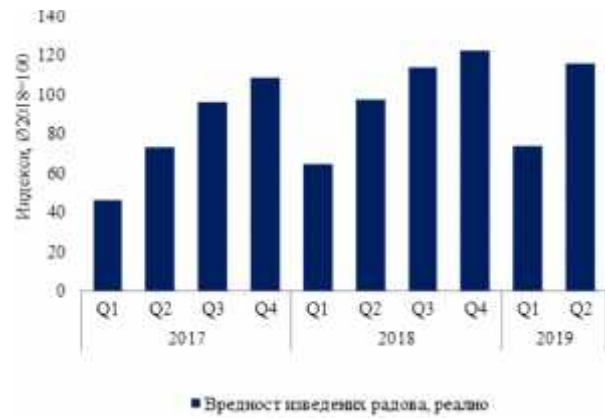
2019.

4,0%.

8,9%.

2018.

3,3%.



2014. 2019.

10,3%, 1,6

0,7%, 62,7 43

1,7 . . . 19,3%. 1,3 . . . 6,1%, 11,0% . . . 27,5% 24,4%,

1,2%, 7,4 58,5

9,4 15,6



2019.

2019.

9,8%, 7,3%, 54.148

7,0% 155,3

7,8%.

7,6% 7,5%.

(7,7%) (5,7%).

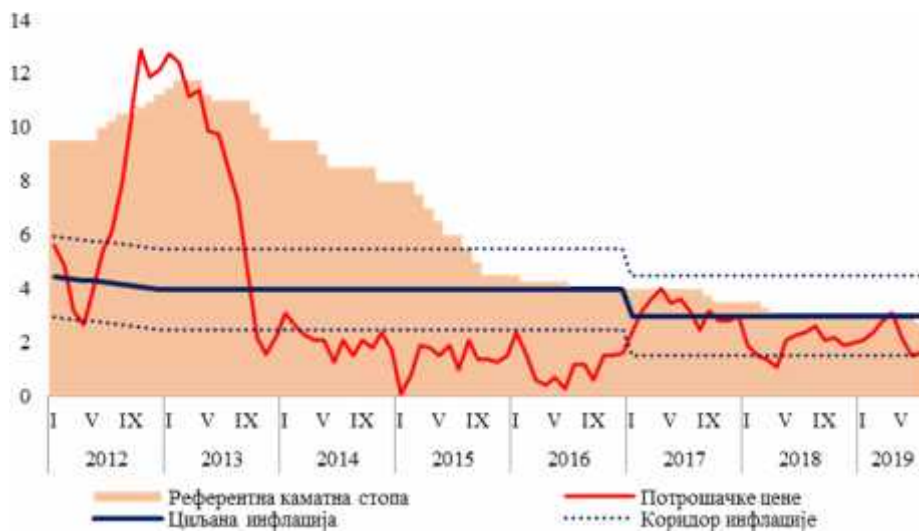


2019.

2019.

1,6%.

1,4%.



2019. 4,1% 1,6%. 2019.

	2018	2019
* , %	3,6	3,2
	2,2	1,9
	2,9	2,6
	1,9	1,3
	4,5	4,1
	6,6	6,2
	2,3	1,2
	3,7	2,5
	2,0	1,6
	4,8	4,8
	29,4	-4,1

: , World Economic Outlook Update, 2019.

*

(:)

2018. 1,9%, 2019. 1,2%.

2018.

2019. 0,7 . .

0,5% 0,1% 2019. 1,8% 1,2%,

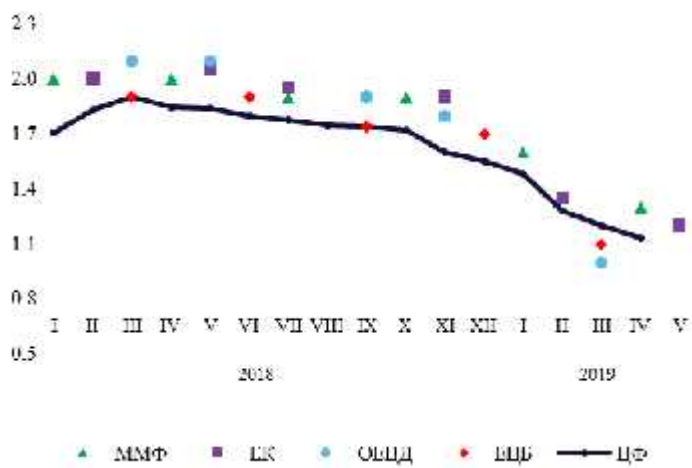
, %

	2018	2019. 2019	2018. 2019
	1,9	1,2	1,9
	1,4	0,5	1,8
	0,9	0,1	1,2
	1,7	1,3	1,6
	1,8	1,3	1,8

: , 2019. , 2018.

2018.

2018. 2019. , %



: , 2019.

2019. 3,5%.

2019.

2019.

2019.

	2018	2019.	2019.
()	5.060	5.424	5.408
, %	4,3	3,5	3,5
, %	2,0	3,3	3,3
	3,3	3,1	3,3
	3,6	1,9	3,7
	9,2	5,6	9,0
	8,9	9,5	8,9
	11,1	8,2	9,6
, %	-5,2	-5,0	-5,7
, %	2,0	2,3	2,2

3.

2019. :

2019.

	E	a	
		a	1.292.640.267.000
1.	71		1.092.800.000.000
1.1.	7111		68.100.000.000
1.2.	7112		117.800.000.000
1.3.	7141		545.200.000.000
-			67.100.000.000
-			478.100.000.000
1.4.	717		301.200.000.000
-			164.200.000.000
-			102.500.000.000
- a			17.500.000.000
-			17.000.000.000
1.5.	715		47.200.000.000
1.6.	7145		13.300.000.000
2.			185.033.066.000
			96.700.000.000
-	741		15.300.000.000
-	742		15.200.000.000
-	742		26.500.000.000
-	743		8.000.000.000
- O	714. 733. 745		26.200.000.000
-	8		5.500.000.000
			47.900.000.000
-	741		1.600.000.000
-	741. 745		17.700.000.000
-	745		15.200.000.000
-	745		13.400.000.000
			40.433.066.000
-	733		17.828.210.000
-	742		22.604.856.000
3.	731.732		14.807.201.000

2019. ,

2019. 3,7% 46,4 , 2019. —
 2019. 2020. 2021.
 2022. ,

84,5%,
 3,1%,
 185
 2019.
 12,7
 1.092,8
 14,3%
 14,8
 7,3%.
 32,9
 1,1%
 2018.
 2019. ()

	2019	2019		, %	, %
	1.246,2	1.292,6	103,7	100,0	100,0
	1.059,9	1.092,8	103,1	85,1	84,5
	61,5	68,1	110,7	4,9	5,3
	108,5	117,8	108,6	8,7	9,1
	539,1	545,2	101,1	43,3	42,2
	291,4	301,2	103,4	23,4	23,3
-	156,0	164,2	105,3	12,5	12,7
-	101,1	102,5	101,4	8,1	7,9
-	34,3	34,5	100,6	2,8	2,7
	47,1	47,2	100,2	3,8	3,7
	12,3	13,3	108,1	1,0	1,0
	172,4	185,0	107,3	13,8	14,3
	13,9	14,8	106,4	1,1	1,1

10,7%.
 6,6
 (700).
 2019. 2

2019. 6,1

,

().

9,8

2019. 2019.

),

2018.

/

”

9,3

2019.

2019. 2018. 12%.

(” ” .)

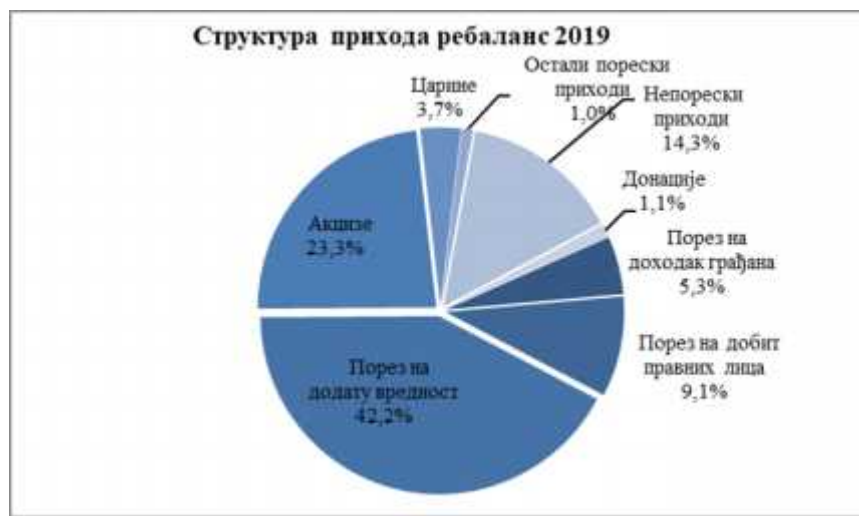
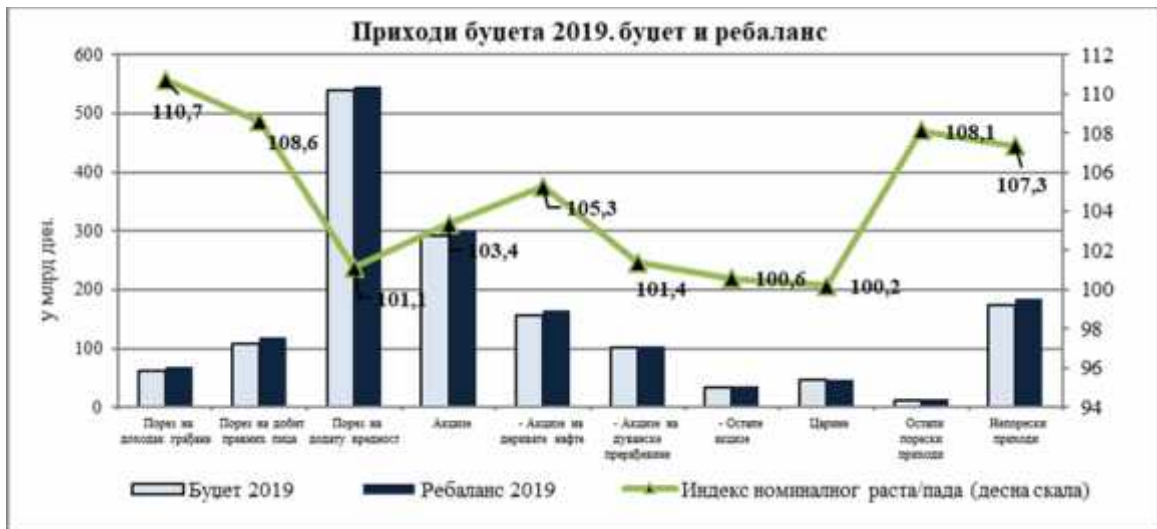
2018. 9

12,7

9,3

2019.

900



2019.

0,5% . 2019. , ,

0,5% , , ,

117 , 38 ,

1,5% 2019. 52,1% .

2015. ,

, 2017. 2018.

2019.

54,5% , 2018. , 52,9% .

2019. ,

2019. .

20 (16,7) , 4,4% .
237 ,

III.

()

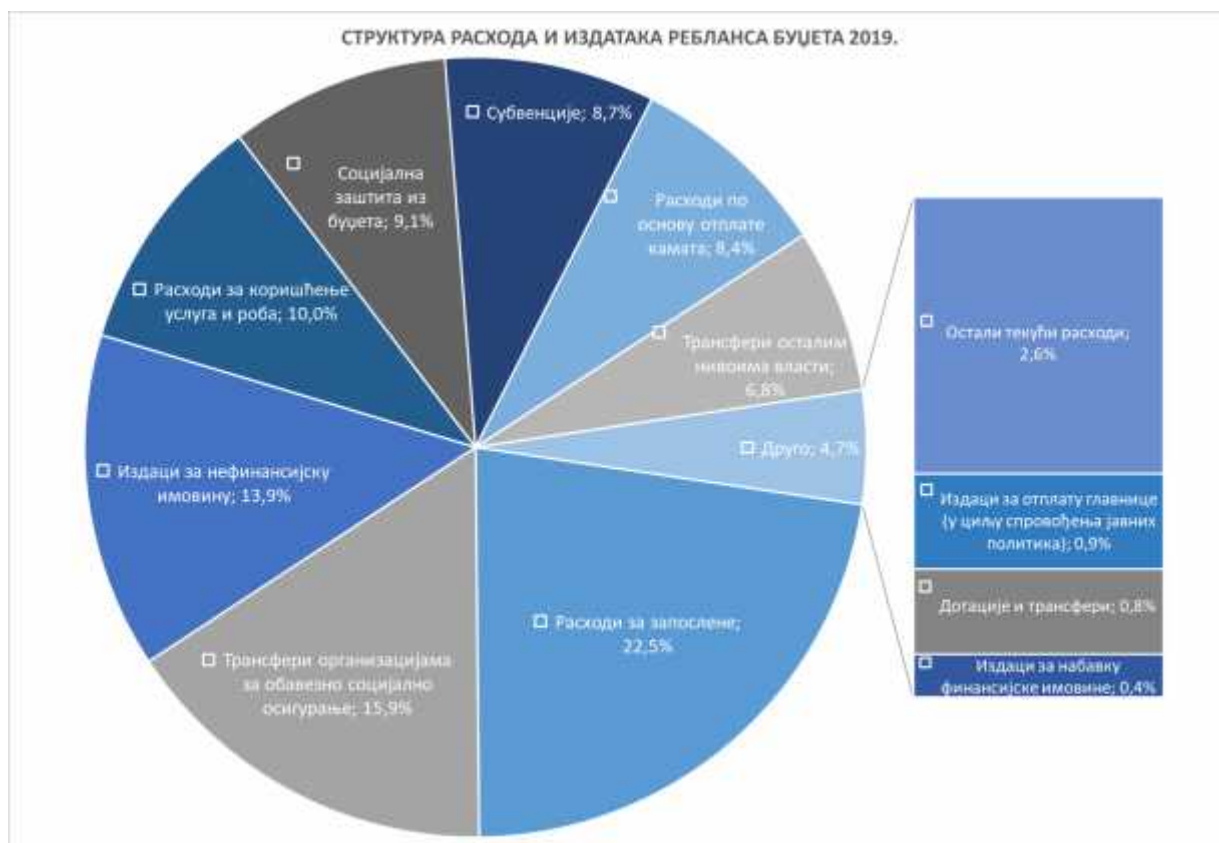
2019. ,

6 - 8 -
16 - o

22 - o ,
 -763, a - , -761,
 -
 26 - o ,
 .
 30 - , ,

7: ()

	2019	2019		2019, %	2019, %
	1.269,09	1.316,24	1,04	100,00%	100,00%
	1.084,02	1.116,69	1,03	85,42%	84,84%
	294,44	296,26	1,01	23,20%	22,51%
	128,02	131,65	1,03	10,09%	10,00%
	103,13	110,64	1,07	8,13%	8,41%
	100,29	114,46	1,14	7,90%	8,70%
	0,12	0,25	2,11	0,01%	0,02%
	3,97	5,14	1,29	0,31%	0,39%
	86,71	89,70	1,03	6,83%	6,81%
	221,95	208,88	0,94	17,49%	15,87%
	113,33	119,99	1,06	8,93%	9,12%
	5,03	5,54	1,10	0,40%	0,42%
	27,03	34,18	1,26	2,13%	2,60%
	165,52	182,32	1,10	13,04%	13,85%
()	13,00	11,50	0,88	1,02%	0,87%
()	6,56	5,73	0,87	0,52%	0,44%



IV.

”

”

196. 4.

”



1. ,

2.

2019.

3.

(,, ”, 83/08) (’ :),

83/08) (’ :) (,, ”,

)

-

)

-

)

-

)

,

-

)

-

4.

)

) /

) /

) /

) , /

) /

/

2019. .

5.

.

.

2019. .

6.

? /

7.

? -

8.

/